



# Artemis SmartGARP Global Emerging Markets Equity Fund (the “fund”)

**Class I accumulation shares, GBP [ISIN: GB00BW9HL132]**

A sub-fund of Artemis Investment Funds ICVC.

The fund is managed by Artemis Fund Managers Limited.

## KEY INVESTOR INFORMATION

This document provides you with key investor information about this fund. It is not marketing material. The information is required by law to help you understand the nature and risks of investing in the fund. You are advised to read it so you can make an informed decision about whether to invest.

## OBJECTIVES AND INVESTMENT POLICY

### Objective

To grow capital over a five year period.

### Investment policy

#### What the fund invests in

- 80% to 100% in company shares.
- Up to 20% in bonds, cash and near cash, other transferable securities, other funds (up to 10%) managed by Artemis and third party funds, money market instruments, and derivatives.

#### Use of derivatives

The fund may use derivatives for efficient portfolio management purposes to:

- reduce risk
- manage the fund efficiently.

#### Where the fund invests

- Emerging market countries, including companies in other countries that are headquartered or have a significant part of their activities in emerging market countries. In this context, emerging market countries means countries included in the MSCI Emerging Markets Index and those included in the World Bank definition of developing economies or those countries which are, in the manager's opinion, developing countries.

#### Industries the fund invests in

- Any

#### Other limitations specific to this fund

- None

### Investment strategy

- The fund is actively managed.
- A proprietary tool called 'SmartGARP' is used as the foundation of the investment process. It screens the financial characteristics of companies by identifying those that are growing faster than the market but are trading on lower valuations than the market.
- The manager selects companies that in aggregate have good 'SmartGARP' characteristics. This tends to mean that the portfolio contains stocks that have lower valuations than the market average, upgrades to profit forecasts, and are under-owned by the investment community, while at the same time benefiting from helpful trends in the wider economy.

### Benchmarks

- MSCI EM (Emerging Markets) NR GBP  
A widely-used indicator of the performance of emerging markets stockmarkets, in which the fund invests. It acts as a 'comparator benchmark' against which the fund's performance can be compared. Management of the fund is not restricted by this benchmark.
- IA Global Emerging Markets NR  
A group of other asset managers' funds that invest in similar asset types as this fund, collated by the Investment Association. It acts as a 'comparator benchmark' against which the fund's performance can be compared. Management of the fund is not restricted by this benchmark.

### Other information

- Dealing frequency: Normally Monday to Friday except UK public holidays and non-dealing days. Visit [www.artemisfunds.com/non-dealing-days](http://www.artemisfunds.com/non-dealing-days) for more information. Instructions received before 12 noon UK time will be processed at 12 noon on the same day.
- Distribution policy: This is an accumulation class. Income received is reinvested in the value of the fund.

## RISK AND REWARD PROFILE



- The fund is in the category shown due to historic volatility (how much and how quickly the value of shares in the fund may have risen and fallen in the past due to movements in markets, currencies and interest rates). It may not be a reliable indication of the future risk profile of the fund.
- The risk category has been calculated using historic data and may not be a reliable indicator of the fund's future risk profile.
- A risk indicator of "1" does not mean that the investment is "risk free".

### The risk indicator may not fully take into account the following risks and the following may affect fund performance:

- **Market volatility risk:** The value of the fund and any income from it can fall or rise because of movements in stockmarkets, currencies and interest rates, each of which can move irrationally and be affected unpredictably by diverse factors, including political and economic events.
- **Currency risk:** The fund's assets may be priced in currencies other than the fund base currency. Changes in currency exchange rates can therefore affect the fund's value.
- **Emerging markets risk:** Compared to more established economies, investments in emerging markets may be subject to greater volatility due to differences in generally accepted accounting principles, less governed standards or from economic or political instability. Under certain market conditions assets may be difficult to sell.
- **China risk:** The fund can invest in China A-shares (shares traded on Chinese stock exchanges in Renminbi). There is a risk that the fund may suffer difficulties or delays in enforcing its rights in these shares, including title and assurance of ownership.
- **Charges from capital risk:** Where charges are taken wholly or partly out of a fund's capital, distributable income may be increased at the expense of capital, which may constrain or erode capital growth.

Please refer to the fund's prospectus for full details of these and other risks which are applicable to this fund.

## CHARGES FOR THE FUND

### One-off charges taken before or after you invest

Entry charge	None
Exit charge	None

**This is the maximum that might be taken out of your money before it is invested or before the proceeds of your investment are paid out.**

### Charges taken from the fund over a year

Ongoing charge	0.940%
----------------	--------

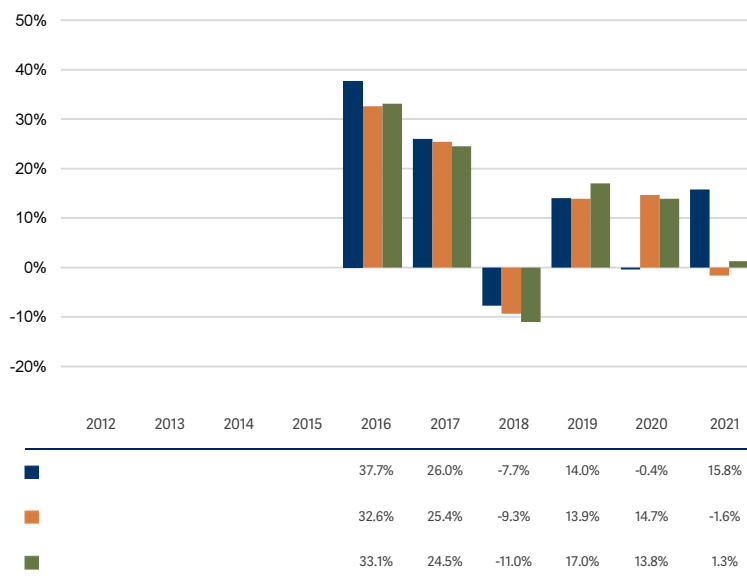
### Charges taken from the fund under certain specific conditions

Performance fee	None
-----------------	------

- The charges you pay are used to pay the costs of running the fund, including the costs of marketing and distributing it. The charges reduce the potential growth of your investment.
- The ongoing charges figure is an estimate rather than a historic figure because this better reflects the expected future charges. The charges may vary from year to year. The exact charges made for each financial year are contained in the fund's annual report.
- The annual management charge is taken from income.

For more information about charges, please see the fund's prospectus, which is available at [www.artemisfunds.com](http://www.artemisfunds.com) or [www.fundinfo.com](http://www.fundinfo.com).

## PAST PERFORMANCE



- Class I accumulation shares, GBP
- MSCI EM (Emerging Markets) NR GBP
- IA Global Emerging Markets NR

- Past performance is net of all charges except any costs incurred when investors buy or sell the fund.
- This class may have charges or a hedging approach different from those in the IA sector benchmark.
- How the fund has performed in the past is not a guide to how it will perform in the future.
- Performance is calculated in sterling.
- Fund launch date: 8 April 2015.
- Class launch date: 8 April 2015.

## PRACTICAL INFORMATION

**Depository:** J.P. Morgan Europe Limited.

**Further information:** Can be obtained from the fund's prospectus and the latest annual and half-yearly reports. The documents are in English and are available free of charge. These can be found, along with other information such as the price of the fund's classes by contacting Artemis or visiting [www.fundinfo.com](http://www.fundinfo.com).

**Sub-fund assets:** The assets of each sub-fund belong exclusively to it and are not available to meet the liabilities of any other sub-fund or Artemis Investment Funds ICVC.

**Remuneration policy:** Information about Artemis' remuneration policy is available at [www.artemisfunds.com](http://www.artemisfunds.com); a paper copy is available free of charge on request.

**Tax legislation:** UK tax legislation that applies to the fund may have an impact on your personal tax position.

**Liability:** Artemis Fund Managers Limited may be held liable solely on the basis of any statement contained in this document that is misleading, inaccurate or inconsistent with the relevant parts of the prospectus for the fund.

**Glossary:** For more information about some of the terms used in this document, please visit [www.artemisfunds.com/glossary](http://www.artemisfunds.com/glossary).

**Switches:** Subject to any restrictions on the eligibility of investors for a particular class, you can switch your investments between funds or classes in the Artemis range. For further information, please refer to the prospectus or contact Artemis.

**Contact Artemis:** Visit [www.artemisfunds.com](http://www.artemisfunds.com) or call 0800 092 2051 (from UK) or +441268 445 401.

**Authorisation and regulation:** The fund is authorised in the UK by the Financial Conduct Authority. Artemis Fund Managers Limited is authorised and regulated in the UK by the Financial Conduct Authority.

This key investor information document is accurate as at 15 February 2022.

### BlackRock European Dynamic Fund

Class FD Accumulating GBP

ISIN: GB00BCZRNN30


Manager: BlackRock Fund Managers Limited

## Objectives and Investment Policy

- ▶ The Fund aims to provide a return on your investment (generated through an increase in the value of the assets held by the Fund) over the long term (5 or more consecutive years beginning at the point of investment).
- ▶ The Fund invests at least 70% of its total assets in the equity securities (e.g. shares) of companies incorporated or listed in Europe, but excluding the United Kingdom.
- ▶ Depending on market conditions, the Fund will invest in equity securities of companies that are, in the opinion of the investment adviser(IA), undervalued (i.e. their share price does not reflect their underlying worth) or have good growth potential.
- ▶ The IA may use derivatives to reduce risk within the Fund's portfolio, reduce investment costs and generate additional income.
- ▶ The Fund is actively managed and the IA has discretion to select the Fund's investments. In doing so, the IA will refer to the FTSE World Europe ex-UK Index (the "Index") when constructing the Fund's portfolio, and also for risk management purposes to ensure that the active risk (i.e. degree of deviation from the index) taken by the Fund remains appropriate given the Fund's investment objective and policy. The IA is not bound by the components or weighting of the Index when selecting investments. The IA may also use its discretion to invest in securities not included in the Index in order to take advantage of specific investment opportunities. However, the geographical scope of the investment objective and policy may have the effect of limiting the extent to which the portfolio holdings will deviate from the Index. The Index should be used by unitholders to compare the performance of the Fund.
- ▶ Recommendation: This Fund may not be appropriate for short-term investment.
- ▶ Your units will be accumulating units (i.e. dividend income will be included in their value).
- ▶ Your units will be denominated in Sterling, the Fund's base currency.
- ▶ You can sell your units daily. Units, whilst available for purchase, can be bought daily. The minimum initial investment for this unit class is £100,000.

For more information on the Fund, share/unit classes, risks and charges, please see the Fund's prospectus, available on the product pages at [www.blackrock.com](http://www.blackrock.com)

## Risk and Reward Profile



- ▶ This indicator is based on historical data and may not be a reliable indication of the future risk profile of the Fund.
- ▶ The risk category shown is not guaranteed and may change over time.
- ▶ The lowest category does not mean risk free.
- ▶ The Fund is rated six due to the nature of its investments which include the risks listed below. These factors may impact the value of the Fund's investments or expose the Fund to losses.

- The value of equities and equity-related securities can be affected by daily stock market movements. Other influential factors include political, economic news, company earnings and significant corporate events.
- ▶ Particular risks not adequately captured by the risk indicator include:
  - Counterparty Risk: The insolvency of any institutions providing services such as safekeeping of assets or acting as counterparty to derivatives or other instruments, may expose the Fund to financial loss.

## Charges

The charges are used to pay the costs of running the Fund, including the costs of marketing and distributing it. These charges reduce the potential growth of your investment.

The entry and exit charges shown are maximum figures. In some cases you might pay less. Please refer to your financial advisor or the distributor for the actual entry and exit charges.

\*Subject to a charge of up to 2% paid into the Fund where the Manager suspects excessive trading by an investor.

The ongoing charges figure is based on expenses for the twelve month period ending 25 January 2022. This figure may vary from year to year. It excludes portfolio trade-related costs, except costs paid to the custodian and any entry/exit charge paid to an underlying collective investment scheme (if any).

\*\* To the extent the Fund undertakes securities lending to reduce costs, the Fund will receive 62.5% of the associated revenue generated and the remaining 37.5% will be received by BlackRock as the securities lending agent. As securities lending revenue sharing does not increase the costs of running the Fund, this has been excluded from the ongoing charges.

One-off charges taken before or after you invest	
Entry Charge	5.00%
Exit Charge	None*

This is the maximum that might be taken out of your money before it is invested or before proceeds of your investments are paid out.

Charges taken from the Fund over each year	
Ongoing Charges	0.91%**
Charges taken from the Fund under certain conditions	
Performance Fee	None

## Past Performance

Past performance is not a guide to future performance.

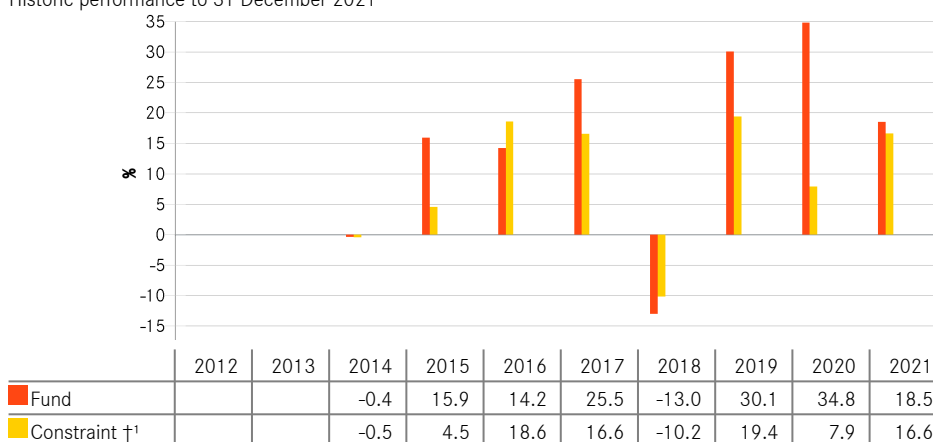
The chart shows the Fund's annual performance in GBP for each full calendar year over the period displayed in the chart. It is expressed as a percentage change of the Fund's net asset value at each year-end. The Fund was launched in 2002. The unit class was launched in 2013.

Performance is shown after deduction of ongoing charges. Any entry/exit charges are excluded from the calculation.

†<sup>1</sup>FTSE World Europe ex UK Index (GBP)

It is not intended that the performance of the Fund will track the index.

Historic performance to 31 December 2021



## Practical Information

- The trustee and depositary of the Fund is The Bank of New York Mellon (International) Limited, which also acts as custodian.
- Further information about the Fund can be obtained from the latest annual report and half-yearly reports of the Fund. These documents are available free of charge in English. These can be found, along with other information, such as unit prices, on the BlackRock website at [www.blackrock.com](http://www.blackrock.com) or by calling Investor Services on 0800 44 55 22.
- Investors should note that the tax legislation that applies to the Fund may have an impact on the personal tax position of your investment in the Fund.
- BlackRock Fund Managers Limited may be held liable solely on the basis of any statement contained in this document that is misleading, inaccurate or inconsistent with the relevant parts of the Fund's prospectus.
- The Remuneration Policy of the Management Company, which describes how remuneration and benefits are determined and awarded, and the associated governance arrangements, is available at [www.blackrock.com/Remunerationpolicy](http://www.blackrock.com/Remunerationpolicy) or on request from the registered office of the Management Company.

# Key Investor Information

This document provides you with key investor information about this fund. It is not marketing material. The information is required by law to help you understand the nature and the risks of investing in this fund. You are advised to read it so you can make an informed decision about whether to invest.

## ES River and Mercantile UK Recovery Fund

S Income (GBP), ISIN: GB00BG21HH88  
A sub-fund of the ES River and Mercantile Funds ICVC  
Equity Trustees Fund Services Ltd is the Authorised Corporate Director of the Fund

### Objectives and investment policy

The investment objective of the Fund is to grow the value of your investment (known as “capital growth”) in excess of the MSCI United Kingdom Investable Market Index (IMI) Net Total Return (the “Benchmark”) over a rolling 5 year period, after the deduction of all fees.

The Fund seeks to achieve its investment objective by investing at least 60% of its value in shares of UK companies (companies which are domiciled, incorporated, or have significant operations in the UK). Investment can be directly in equity, or indirectly in equity related securities and collective investment schemes.

In addition, up to 20% of the Fund may be invested in shares of companies which are not UK companies but which, at the time of investment, are listed in the UK. Investment can be direct or indirect as noted above. It is expected that at least 80% of the Fund will be invested in UK companies and companies which are listed in the UK.

Up to 20% of the Fund may be invested in shares of overseas companies (companies which are not UK companies and which are not listed in the UK), including emerging markets, collective investment schemes and cash. Investment can be direct or indirect as noted above.

Investment in Collective Investment Schemes may include other funds managed by the Investment Manager or its affiliates.

The Fund may use derivatives for the purposes of reducing risk or cost or for generating extra income or growth (known as “efficient portfolio management”). As an example, the Fund may use forward contracts for currency hedging with the intention of reducing the risk arising from currency exposures in a cost-effective way.

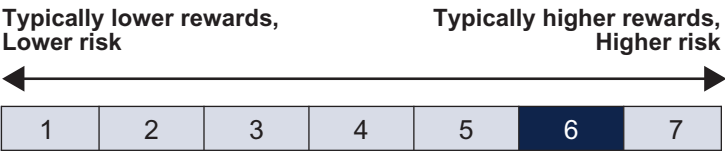
The Fund is actively managed meaning the Investment Manager uses their expertise to pick investments to achieve the Fund’s objectives.

The Investment Manager will select shares for the Fund that fit the River and Mercantile PVT (Potential, Valuation and Timing) Investment Philosophy. This approach to investing has been in place since the PVT Team was launched in 2006. It looks for companies that are considered by the Investment Manager to have attractive “Potential” (the ability to grow shareholder value through increases in profits and cash), “Valuation” (the price of the shares on the stock market is lower than the value the Investment Manager gives to the shares) and “Timing” (the extent to which analytical indicators are supportive of investing at the time of analysis).

The Fund will invest in a broad range of companies by industry sector and size and its investments are not restricted by reference to a benchmark. However, the Fund will have a bias towards “Recovery” shares. These are shares of companies for which the Potential under the PVT Investment Philosophy is considered by the Investment Manager at the time of investment to be particularly high, due to levels of profits being depressed and therefore capable of significant recovery.

### Risk and reward profile

The Risk and Reward Indicator table demonstrates where the Fund ranks in terms of its potential risk and reward. The higher the rank the greater the potential reward but the greater the risk of losing money. It is based on past data, may change over time and may not be a reliable indication of the future risk profile of the Fund. The shaded area in the table below shows the Fund’s ranking on the Risk and Reward Indicator.



This Fund is ranked at 6 because funds of this type have experienced medium to high rises and falls in value in the past. The risk and reward score is based on past performance and calculated in accordance with European legislation. It may not be a reliable indication of the future risk profile. The risk and reward score is not guaranteed and may change over time. The lowest category does not mean risk free. While the risk indicator takes into account the broader risk profile, the following risks are considered most relevant to this Fund:

- **Equity Securities:** Equities can lose value rapidly, and typically involve higher market risks than bonds, money market instruments or other debt instruments. Fluctuation in value may occur in response to activities of individual companies, the general market, economic conditions, or changes in currency exchange rates.
- **Small and Mid-Cap Stock:** Stocks of small and mid-size companies can be more volatile and less liquid than stocks of larger companies. Small and mid-size companies often have fewer financial resources, shorter operating histories, and less diverse business lines, and as a result can be at greater risk of long-term or permanent business setbacks.
- **Concentration:** In certain conditions the Sub-Fund may invest in a relatively small number of securities , which may result in portfolio concentration in sectors, countries, or other groupings. These potential concentrations mean that a loss arising in a single investment may cause a proportionately greater loss in the Sub-Fund than if a larger number of investments were made.
- **Liquidity:** There is a risk that adverse market conditions may affect the Fund’s ability to sell assets at the price the Fund would like, or the Fund may have to sell them at a loss.
- **Currency:** To the extent that a Sub-Fund holds assets that are denominated in currencies other than the base currency, any changes in currency exchange rates could reduce investment gains or income, or increase investment losses.

## Charges

The charges you pay are used to pay the costs of running the Fund, including the costs of marketing and distributing it. These charges reduce the potential growth of your investment.

### One-off charges taken before or after you invest

Entry charge	5.25%*
Exit charge	0.00%

These are the maximum charges that we might take out of your money before it is invested and before we pay out the sale proceeds of your investment.

\*The current entry charge is 0% and if we wish to increase this charge then 60 days' notice will be provided.

### Charges taken from the fund over a year

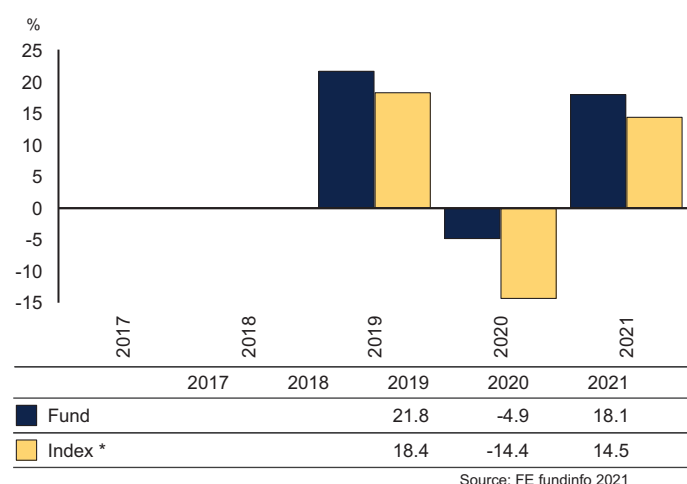
Ongoing charge	0.85%
----------------	-------

### Charges taken from the fund under certain specific conditions

Performance fee	None
-----------------	------

- The ongoing charges figure is based on the last year's expenses and may vary from year to year. It excludes the costs of buying or selling assets for the Fund (unless these assets are shares of another fund).
- The on-going charges figure is from audited Report & Accounts dated 30/09/2021. This figure may vary year on year. It excludes transaction costs charged to the fund such as broker's commission and local taxes of buying and selling securities in the underlying Fund.
- For more information about charges please see pages 48 to 53 of the Fund's Principal Prospectus.

## Past Performance



- You should be aware that past performance is not a guide to future performance.
- Fund launch date: 17/07/2008.
- Share/unit class launch date: 19/07/2018.
- Performance is calculated in GBP.
- The graph shows full calendar year performance in GBP. Performance shown takes into account ongoing charges, but not entry fees, and is calculated in pounds sterling on a Net Asset Value basis with net dividends reinvested.
- MSCI makes no express or implied warranties or representations and shall have no liability whatsoever with respect to any MSCI data contained herein. The MSCI data may not be further redistributed or used as a basis for other indexes or any securities or financial products. This document is not approved, endorsed, reviewed or produced by MSCI. None of the MSCI data is intended to constitute investment advice or a recommendation to make (or refrain from making) any kind of investment decision and may not be relied on as such.
- \* MSCI United Kingdom IMI

## Practical information

- Depositary: Bank of New York Mellon (International) Limited is the depositary for this Fund.
- Further Information: Detailed information on this Fund, including how to buy, sell and switch shares and other share classes available can be found within the Principal Prospectus and the annual and semi-annual reports which are available free of charge. These documents are only available in English and can be downloaded from our website ([www.equitytrustees.com](http://www.equitytrustees.com)). Daily prices are also available from our website.
- Practical Information: This document contains information on the S class Income shares only. The Fund is a sub-fund of the ES River and Mercantile Funds ICVC and regulated and authorised by the Financial Conduct Authority in the UK FRN 457692. The assets of the ES River and Mercantile UK Recovery Fund belong exclusively to it and are not available to meet the liabilities of any other sub-fund of ES River and Mercantile Funds ICVC.
- Tax Legislation: The tax laws of the UK, in addition to the tax laws of your country of residence, may impact how your investment in the Fund is taxed. You are advised to seek professional tax advice.
- Liability Statement: Equity Trustees Fund Services Ltd may be held liable solely on the basis of any statement contained in this document that is misleading, inaccurate or inconsistent with the relevant parts of the prospectus for the fund.
- Fund information: Any income generated from this share class will be distributed to investors, but investors may elect to have their income distributions re-invested into the Fund. The Fund is part of ES River and Mercantile Funds ICVC. You may switch between other funds of ES River and Mercantile Funds ICVC. An entry charge may apply. Details on switching are provided in the Principal Prospectus. The assets of the Fund belong exclusively to it and are not available to meet the liabilities of any other Fund of ES River and Mercantile Funds ICVC. Equity Trustees Fund Services Ltd (the "ACD" for ES River and Mercantile Funds ICVC) has put in place a remuneration policy in accordance with the requirements of SYSC 19E of the FCA Handbook. The remuneration policy ensures that the ACD's remuneration practices are consistent with and promote sound and effective risk management, and do not encourage risk taking which is inconsistent with the risk profile of the Fund. A description of how remuneration and benefits are calculated, the identity of the persons responsible for awarding the remuneration and benefits, including the composition of the remuneration committee, is available from the ACD's website: [www.equitytrustees.com](http://www.equitytrustees.com) or a paper copy is available upon request free of charge.
- Your investment will fall and rise in value and you could get back less than you invest.
- This Fund is authorised in the United Kingdom and regulated by the Financial Conduct Authority.
- This Key Investor Information is accurate as at 16 February 2022.



# Key Investor Information

This document provides you with key investor information about this fund. It is not marketing material. The information is required by law to help you understand the nature and the risks of investing in this fund. You are advised to read it so you can make an informed decision about whether to invest.

## Fidelity European Fund

### a sub-fund of Fidelity Investment Funds

W Accumulation Shares (ISIN: GB00BFRT3504)

This fund is managed by FIL Investment Services (UK) Limited

### Objectives and Investment Policy

- The fund aims to increase the value of your investment over a period of 5 years or more and pay you a growing income.
- The fund will invest at least 80% in continental European companies.
- The companies will be either listed, incorporated, domiciled, or have significant business activities in the region.
- The remainder will be invested in companies outside of the region detailed above and in other investment types such as cash and derivatives.
- Derivatives are investments whose value is linked to another investment, or to the performance of a stock exchange or to some other variable factor, such as interest rates and used to reduce risk or transaction costs and/or to generate extra income or further increase the value of your investment.
- The fund is actively managed. The Investment Manager identifies suitable opportunities for the fund utilising in-house research and investment capabilities.
- The Investment Manager will, when selecting investments for the fund and for the purposes of monitoring risk, consider the MSCI Europe ex UK Index.
- The Investment Manager has a wide degree of freedom relative to the index and may take larger, or smaller, positions in companies, and/or may invest outside the index, to take advantage of investment opportunities. This means the fund's investments and therefore performance may vary significantly from the index.
- Income earned by the fund is paid into the fund and reflected by an increase in the value of each share.
- Shares can usually be bought and sold each business day of the fund.

### Risk and Reward Profile



- Historical data may not be a reliable indication for the future.
- The risk category shown is not guaranteed and may change over time.
- The lowest category does not mean a "risk free" investment.
- The risk and reward profile is classified by the level of historical fluctuation of the Net Asset Values of the share class, and within this classification, categories 1-2 indicate a low level of historical fluctuations, 3-5 a medium level and 6-7 a high level.
- The value of your investment may fall as well as rise and you may get back less than you originally invested.
- The fund may invest in instruments denominated in currencies other than the fund base currency. Changes in currency exchange rates can therefore affect the value of your investment.
- Currency hedging may be used which aims to reduce the effect of such changes. However, the effects may not be completely eliminated to the degree expected.

## Charges for this fund (ISIN: GB00BFRT3504)

The charges you pay are used to pay the costs of running the fund, including the costs of marketing and distributing it. These charges reduce the potential growth of your investment.

### One-off charges taken before or after you invest

Entry charge N/A

Exit charge N/A

This is the maximum that might be taken out of your money before it is invested or before the proceeds of your investment are paid out.

### Charges taken from the fund over a year

Ongoing charges 0.92%

### Charges taken from the fund under certain specific conditions

Performance fee N/A

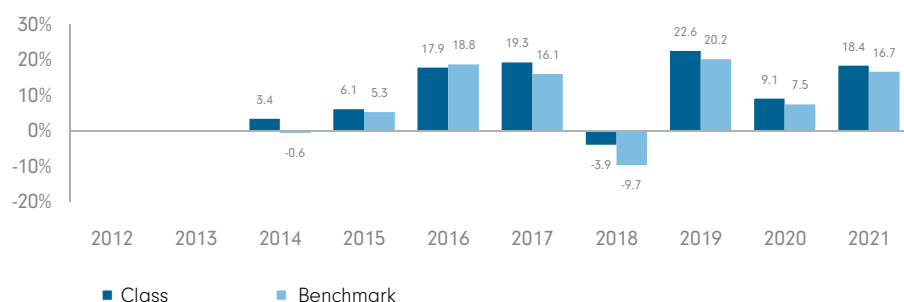
The entry and exit charges shown are maximum figures. In some cases you might pay less - you can find this out from your financial adviser / distributor.

The ongoing charges figure is based on expenses for the year ending 28/02/2022. This figure may vary from year to year. It excludes:

- performance fees (where applicable);
- portfolio transaction costs, except in the case of an entry/exit charge paid by the fund when buying or selling units in another collective investment undertaking.

For more information about charges, including the possibility that swing pricing may apply, please consult the most recent Prospectus.

## Past Performance



Past performance is not a guide to future performance results.

If any, the past performance shown takes into account the ongoing charges with exception of any applicable entry/exit charges.

The fund was launched on 04/11/1985. This class was launched on 13/11/2013. Past performance has been calculated in GBP.

The performance of the Benchmark is also included in the graph for comparative purposes.

If applicable, events in the fund's life which may have affected the performance history are highlighted as an '\*\*'; in the chart, which may include changes to the fund's objective and details of such events can be found on our website or by requesting it from your appointed representative or your usual Fidelity contact. If applicable, the Objectives and Investment Policy section shall refer to a benchmark and information on previous benchmarks may be found in the annual report and accounts.

## Practical Information

- The depositary is J.P.Morgan Europe Limited.
- For more information, please consult the Prospectus and latest Reports and Accounts which can be obtained free of charge in English and other main languages from the Fund Manager, the distributors or online at any time.
- Details of the summary Remuneration Policy are available via <https://www.fil.com>. A paper copy can be obtained free of charge in English from the Fund Manager.
- The Net Asset Values per Share are available at the registered office of the Fund Manager. They are also published online at [www.fidelityinternational.com](http://www.fidelityinternational.com) where other information is available.
- The tax legislation in United Kingdom may have an impact on your personal tax position. For further details you should consult a tax advisor.
- This document describes a sub-fund and share class of Fidelity Investment Funds (the 'investment company'). The Prospectus and Reports and Accounts are prepared for the entire investment company.
- FIL Investment Services (UK) Limited may be held liable solely on the basis of any statement contained in this document that is misleading, inaccurate or inconsistent with the relevant parts of the Prospectus for the investment company.
- The assets and liabilities of each sub-fund of Fidelity Investment Funds are segregated by law and with that assets of this sub-fund will not be used to pay liabilities of other sub-funds.
- More share classes are available for this investment company. Details can be found in the Prospectus.
- You have the right to switch from this share class into the same or possibly other share class types of this or another sub-fund. Details on switching rules can be found in the Prospectus.

Country in which this fund is authorised: United Kingdom. The Supervisory Authority is: Financial Conduct Authority.

Country in which FIL Investment Services (UK) Limited is authorised: United Kingdom. The Supervisory Authority is: Financial Conduct Authority.

This key investor information is accurate as at 17/06/2022.



# First Sentier Global Property Securities Fund Class B (Accumulation) GBP



a sub-fund of First Sentier Investors ICVC (the Company)

ISIN GB00B1F76N79

First Sentier Investors (UK) Funds Limited, the authorised corporate director of the Company

## Key Investor Information

This document provides you with key investor information about this Fund. It is not marketing material. The information is required by law to help you understand the nature and the risks of investing in this Fund. You are advised to read it so you can make an informed decision about whether to invest.

## Objectives and investment policy

**Objective:** The Fund aims to achieve an investment return from income and capital growth over the long term (at least five years).

**Policy:** The Fund invests at least 70% in shares of companies that are involved in property around the world and are listed on exchanges worldwide.

The Fund does not invest directly in property.

The Fund may invest up to 10% in other funds.

The Fund may use derivatives to reduce risk or to manage the Fund more efficiently.

**Strategy:** The Manager's strategy is to focus on quality companies that it would expect to outperform over the long-term (at least 5 years) especially in down markets. The Fund strategy is to invest in real estate investment trusts or companies that own, develop or manage real property across different geographic markets.

**Benchmark:** The Fund's performance is compared against the value of the FTSE EPRA Nareit Developed Index and the Fund is included in the Investment Association's Property Other Sector.

The Fund's manager may use its discretion when deciding which investments should be held by the Fund.

The Fund is actively managed; investment of the Fund's assets is not constrained by the benchmark composition or sector requirements and the Fund's manager has discretion within the Fund's investment policy to invest in assets without regard to the benchmark.

**Recommendation:** this Fund may not be appropriate for investors who plan to withdraw their money within five years.

The Fund will not pay any income out; instead any income will be reflected in the value of your shares.

You can buy and sell shares in the Fund on any business day. As long as we receive your instruction before 12 noon (UK time), shares will be bought and sold at that day's price.

## Risk and reward profile



- The synthetic risk reward indicator (the SRRI) rating is not a measure of the risk of you losing the entire value of your investment but describes how much the value of the share class has gone up and down in the past. Where a share class has not yet launched, the SRRI is calculated using representative data.
- The SRRI rating is based on historical data which may not be a reliable indication of the future risks and rewards of the share class.
- We cannot guarantee that the rating of the share class will remain the same; it may change over time.
- Even the lowest rating 1 does not mean a risk free investment.
- On a scale of 1 (less risky) to 7 (more risky), this share class has a rating of 6 due to its past performance (or representative data) and the nature of its investments. Categories 1-2 indicate a low level of historical fluctuations, 3-5 a medium level, and 6-7 a high level.
- Risk is taken in order to make a higher potential return; the more risk a fund takes, the higher the potential return but the greater the risk of loss.

- The value of the Fund and its return is not guaranteed and may fall as well as rise. You may get back significantly less than you originally invested.

Material risks not adequately captured by the SRRI:

- **Emerging market risk:** Emerging markets tend to be more sensitive to economic and political conditions than developed markets. Other factors include greater liquidity risk, restrictions on investment or transfer of assets, failed/delayed settlement and difficulties valuing securities.
  - **Property securities risk:** the Fund invests in the shares of companies that are involved in property (such as real estate investment trusts) rather than in property itself. The value of these investments may fluctuate more than the underlying property assets.
  - **Single sector risk:** investing in a single economic sector may be riskier than investing in a number of different sectors. Investing in a larger number of sectors helps to spread risk.
  - **Currency risk:** the Fund invests in assets which are denominated in other currencies; changes in exchange rates will affect the value of the Fund and could create losses. Currency control decisions made by governments could affect the value of the Fund's investments and could cause the Fund to defer or suspend redemptions of its shares.
- For further information on risks, please refer to the Risk Factors section in the Company's prospectus.

## Charges for this Fund

The charges are used to pay the costs of running the Fund, including the costs of marketing and distributing it. These charges reduce the potential growth of your investment.

One-off charges taken before or after you invest	
Entry charge	4.00%
Exit charge	N/A
This is the maximum that might be taken out of your money before it is invested.	
Charges taken from the fund over a year	
Ongoing charge	0.85%
Charges taken from the fund under certain specific conditions	
Performance fee	N/A

The entry and exit charges shown are the maximum you will need to pay. In some cases you might pay less - you can find out the actual entry and exit charges from your financial adviser.

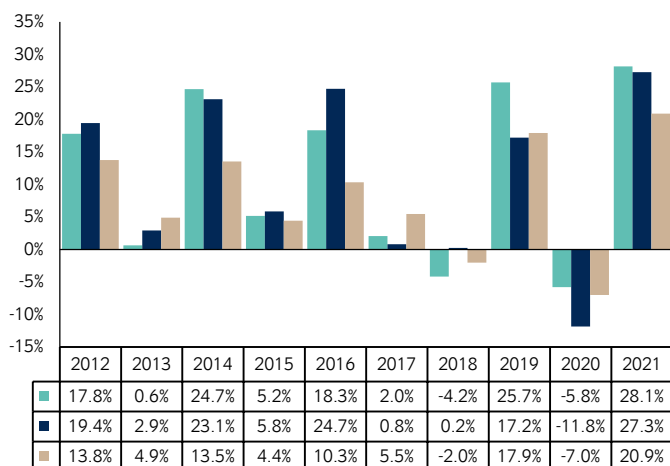
The ongoing charge is based on expenses for the year ending July 2021. It may vary from year to year. It excludes portfolio transaction costs which are paid from assets of the Fund and performance fees, if any.

There are fees for switching between sub-funds. The fee for switching into the Fund is 0.5%.

The fees and expenses are charged against the capital of the Fund. Deducting expenses from capital reduces the potential for capital growth.

Further information can be found in the Buying, Selling and Switching Shares section of the Company's prospectus.

## Past performance



- First Sentier Global Property Securities Fund
- FTSE EPRA Nareit Developed Index
- Property Other Investment Association Sector

Past performance is not a reliable guide to future performance. The past performance shown here includes fees, any reinvested income and tax.

The Fund launched on 12 September 2006.

The Share Class launched on 12 September 2006. The past performance of the Share Class is calculated in GBP.

## Practical information

**Depository:** The Bank of New York Mellon (International) Limited

**Further information:** The Fund forms part of the First Sentier Investors ICVC (the Company). The prospectus, annual and semi-annual reports of the Company as a whole are available free of charge on [www.firstsentierinvestors.com](http://www.firstsentierinvestors.com) or by contacting First Sentier Investors, PO Box 404, Darlington, DL1 9UZ. All documents are available in English.

**Other practical information:** The Fund's share price and other information about the Fund is available at [www.firstsentierinvestors.com](http://www.firstsentierinvestors.com). The prospectus, annual and semi-annual reports contain information about all of the sub-funds and share classes of the Company.

**Tax legislation:** The Fund is subject to UK tax laws. This may have an impact on your personal tax position. For further details, please speak to your tax adviser.

**Liability statement:** First Sentier Investors (UK) Funds Limited (as management company) may be held liable solely on the basis of any statement contained in this document that is misleading, inaccurate or inconsistent with the relevant parts of the prospectus for the Company.

**Fund information:** Each sub-fund of the Company is responsible for meeting its own debts. The sub-funds are segregated by law. This means that investments of the Fund cannot be used to pay the debts of the other sub-funds.

You can exchange shares in the Fund for shares in another sub-fund, which is called switching. There may be a charge for switching, as indicated above in 'Charges for this Fund'.

**Remuneration:** Information on the current remuneration policy of First Sentier Investors (UK) Funds Limited, including a description of how remuneration and benefits are calculated and the identity of persons responsible for awarding the remuneration and benefits, is available at [www.firstsentierinvestors.com](http://www.firstsentierinvestors.com). A paper copy of this information is available free of charge upon request from First Sentier Investors, PO Box 404, Darlington, DL1 9UZ.

# Key Investor Information

This document provides you with key investor information about this Fund. It is not marketing material. The information is required by law to help you understand the nature and the risks of investing in this Fund. You are advised to read it so you can make an informed decision about whether to invest.

FP Foresight UK Infrastructure Income Fund, a sub-fund of FP Foresight OEIC

Class A Accumulation Shares (GBP) (ISIN GB00BF0VS922)

Class A Income Shares (GBP) (ISIN GB00BF0VS815)

The Fund is managed by FundRock Partners Limited.

## Objective and investment policy

**Objective:**

The investment objective of the Fund is to generate income (money paid out by an investment) and preserve capital with potential for capital growth (the increase in value of an investment) over an investment term of 5 years.

**Policy:**

The Fund will invest a minimum of 70% in GBP denominated, London Stock Exchange listed:

- closed-ended investment trusts (a type of public listed company which invests in the shares of companies),
- real estate investment trusts (a type of company that owns, operates or finances income-generating real estate) and
- exchange traded funds (a type of fund traded on a stock exchange)

which, in each case, are invested in UK companies and assets domiciled, incorporated or which have a significant proportion of their business in the UK.

The Fund may also invest in:

- collective investment schemes,
- shares,
- bonds (loans, usually to a company or government, that pays interest),
- money market instruments (investments usually issued by banks or governments that are a short term loan to the issuer by the buyer. The buyer receives interest and the return of the original amount at the end of a certain period),
- other transferable securities, deposits,
- cash and near cash.

The Fund will comprise of a number of investments in listed owners or operators of infrastructure assets with a focus on the stability and security of quarterly distributions. The Investment Manager will use its expertise to pick investments to achieve the Fund's objective (i.e. the Fund will be actively managed).

The portfolio will be constructed to achieve diversification (i.e. it will hold a variety of investments that typically perform differently from one another) across a broad range of UK infrastructure sectors but may also have up to 20% global exposure.

On giving 60 days' notice to shareholders, the Fund may, in addition to its other investment powers, use:

- derivatives (investments whose value is linked to another investment, or the

performance of a stock exchange or to some other variable factor, such as interest rates), and

- forward transactions (contracts to buy or sell an asset where the date for settlement is agreed as a particular date in the future). The Fund will invest in derivatives and forward transactions for investment purposes and borrow in accordance with the FCA rules and regulatory requirements. Use of derivatives may change the risk profile of the Fund.

**Benchmark:**

Given the specialist mandate of the Fund, the ACD does not consider that there is a representative index or sector that can be used as a benchmark. Investors should assess performance by comparing the annual yield of the Fund against an expected annual yield of 5%. The expected annual yield is not a target and does not constrain the make-up of the portfolio of the Fund. It is only used to assess the performance of the Fund.

**Other information:**

- You can buy and sell shares between 9am and 5pm on most business days when the London Stock Exchange is open for a full range of services.
- The Fund's base currency is Pounds Sterling.
- We carry out investors' requests, to buy, sell or switch, at midday on each business day (which excludes UK public holidays). If we receive a request after midday, we deal with it on the next business day.
- If you hold accumulation shares, income from investments in the Fund will be rolled up into the value of your shares.
- If you hold income shares, income from your investment is paid out to you four times a year.
- Recommendation: the Fund may not be appropriate for investors who plan to withdraw their money within 5 years.
- There can be no guarantee that the objective of the Fund will be achieved.
- On encashment, particularly in the short-term, you may receive less than the original amount invested.
- Charges applicable to the Fund accrue daily, therefore an equivalent rise in the value of shares is required before the original investment can be recovered.

## Risk and reward profile

◀ Lower Risk

Typically lower rewards

Higher Risk ▶

Typically higher rewards

1

2

3

4

5

6

7

This indicator above is not a measure of the risk of capital loss, but an estimated measure of the Fund's price movement over time. It is based on historical data, and thus may not be a reliable indication of the future risk profile of the Fund.

The risk category shown is not guaranteed to remain unchanged and may shift over time.

The lowest category does not mean 'risk free'.

The Fund appears as a '5' on the scale. This is because it invests in the infrastructure industry and the Fund's simulated and/or realised return has experiences high rises and falls historically.

The risk indicator is not related to the risk scale number of the Fund.

The indicator does not take into account the following risks of investing in the Fund:

- The Fund relies on other parties to fulfil certain services, investments or transactions. If these parties become insolvent and fail to meet their obligations, it may expose the Fund to financial loss.
- Infrastructure companies may be subject to a variety of factors that may adversely

affect their business or operations, including high interest costs in connection with capital construction programmes, high leverage, costs associated with environmental and other regulations, the effects of economic slowdown, surplus capacity, increased competition from other providers of services, uncertainties concerning the availability of fuel at reasonable prices, the effects of energy conservation policies and other factors.

- Exchange Rate Risk - Fluctuations in exchange rates may cause the value of your investment to rise or fall.
- Liquidity Risk - Certain securities could become hard to value, sell at a desired time and price, or cease to trade altogether.
- The investments of the Fund are subject to normal market fluctuations and other risk inherent in investing in securities. Appreciation in the value of investments is not guaranteed.
- The Fund's portfolio will be focused on equities and collective investment schemes within the UK Infrastructure Sector. Whilst increasing the potential reward, the nature of a more focused portfolio can increase risk. As such, the returns may be more volatile and will be impacted more by fluctuations in the value of underlying stocks in the UK Infrastructure Sector.

For full details of the Fund's risks please see Section 5 of the Fund's Prospectus, which is available at [www.FundRock.com](http://www.FundRock.com). Alternatively, you can obtain a copy by contacting the Fund's Administrator at FundRock Partners Limited - FP Foresight, PO Box 12766, Chelmsford, CM99 2FG or, during normal business hours on 0330 123 3721.

## Charges for this Fund

The charges you pay are used to pay the costs of running the Fund, including the costs of marketing and distributing it. These charges reduce the potential growth of your investment.

### One-off charges taken before or after you invest

	Class A Acc (GBP)	Class A Inc (GBP)
Entry Charge	4.00%	4.00%
Exit charge	0.00%	0.00%

This is the maximum that might be taken out of your money before it is invested (Entry charge) or before the proceeds of your investment are paid out (Exit charge).

### Charges taken from the Fund over a year

Ongoing charge	1.51% *
----------------	---------

### Charges taken from the Fund under certain conditions

Performance fee	-
-----------------	---

\* The methodology for calculation of synthetic expense ratio has changed. Following guidance issued by the Investment Association on 2 July 2020, the synthetic OCF calculation has been expanded to include closed ended vehicles such as investment trusts.

The entry and exit charges shown are maximum figures. In some cases (including when switching to other funds) you might pay less. You can find out actual entry and exit charges from your financial adviser.

The ongoing charges figure is based on expenses for the period ending 30 November 2021. Ongoing charges may vary from year to year. The ongoing charges figure includes any portfolio transaction costs which the Fund pays to its service providers (e.g. to the Fund's custodian) and any entry/exit charges the Fund pays when buying/selling units in another fund. In general, however, the figure excludes other portfolio transaction costs.

For more information about charges please see Section 7 of the Fund's Prospectus, which is available at [www.FundRock.com](http://www.FundRock.com). You may also request the Prospectus from the Fund's Administrator at FundRock Partners Limited - FP Foresight, PO Box 12766, Chelmsford, CM99 2FG or, during normal business hours on 0330 123 3721. A Supplementary Information Document (SID) giving general details about the Fund is also available at [www.FundRock.com](http://www.FundRock.com) or on the above number.

## Past performance



Source: Morningstar Direct.

Past performance is not a guide to future performance.

The Sub-Fund launched on 04 December 2017.

The Accumulation Share Class (GBP) launched on 04 December 2017. The Income Share Class (GBP) launched on 04 December 2017.

The past performance shown in the chart takes into account all charges except entry and exit charges.

Performance for the Share Class is calculated in GBP.

Class A Acc (GBP)	6.9%	19.5%	-0.9%	6.1%
Class A Inc (GBP)	5.3%	17.8%	-1.0%	6.1%

## Practical information

**Depository:** Citibank UK Limited.

**Documents and remuneration policy:** Paper copies of the Fund's Prospectus, the Instrument of Incorporation, the Key Investor Information Documents, the latest annual and semi-annual reports for the Fund and an up-to-date version of the ACD's remuneration policy, including, but not limited to: (i) a description of how remuneration and benefits are calculated; and (ii) the identities of persons responsible for awarding the remuneration and benefits including the composition of the remuneration committee, may be obtained free of charge from the Fund's Administrator at FundRock Partners Limited - FP Foresight, PO Box 12766, Chelmsford, CM99 2FG or during normal business hours on 0330 123 3721 (or +44 (0) 203 975 1042 if calling from outside the UK). The report, accounts and up-to-date remuneration policy can also be obtained from the ACD's website at [www.FundRock.com](http://www.FundRock.com). These documents are available in English.

**Liability statement:** FundRock Partners Limited may be held liable solely on the basis of any statement contained in this document that is misleading, inaccurate or inconsistent with the relevant parts of the Prospectus for the Fund. FP Foresight OEIC is an open-ended investment company with variable capital, structured as an umbrella Company with three sub-funds. The Company is incorporated with limited liability and registered in England and Wales under number IC001100 and is authorised and regulated by the Financial Conduct Authority.

**Prices of shares and further information:** The last published prices of shares in the Fund and other information on the Fund, including how to buy and sell shares are available at [www.fundlistings.com](http://www.fundlistings.com) or, during normal business hours, from FundRock Partners Limited - FP Foresight, PO Box 12766, Chelmsford, CM99 2FG or during normal business hours on 0330 123 3721 (or +44 (0) 203 975 1042 if calling from outside the UK). You may switch between other funds of FP Foresight OEIC. An entry charge may apply. Details on switching are provided in the SID and the Fund's Prospectus. The assets of the Fund belong exclusively to it and are not available to meet the liabilities of any other fund or sub-fund.

**Tax:** UK tax legislation may have an impact on your personal tax position. Under current UK revenue law and practice, UK resident shareholders may be subject to income tax for income distributions received or capital gains tax on disposal of their shares. Shareholders are advised to consult their professional advisers as to their tax position. Further information on the subject of tax is available in the Prospectus.

This Fund is authorised in the UK and regulated by the Financial Conduct Authority ("FCA"). The ACD/Manager is authorised and regulated in the UK by the FCA.

This key investor information is accurate as at 18 February 2022.



## Key Investor Information

This document provides you with key investor information about this fund. It is not marketing material. The information is required by law to help you understand the nature and the risks of investing in this fund. You are advised to read it so you can make an informed decision about whether to invest.

## FTF Martin Currie UK Rising Dividends Fund

**Class W (acc) • ISIN GB00B5MJ5601 •** A sub-fund of Franklin Templeton Funds

*The management company is Franklin Templeton Fund Management Limited.*

### Objectives and Investment Policy

The Fund aims to grow in value by more than the FTSE All-Share Index by generating a growing level of income, together with investment growth over a three to five-year period after all fees and costs are deducted.

There is no guarantee that the Fund will achieve its objective over this or any other time period. Capital invested is at risk and you may get back less than you paid in.

The Fund invests at least two thirds (but typically significantly more) in the shares of companies listed on the London Stock Exchange that are incorporated/domiciled in the UK or which have significant business operations in the UK. The Fund usually invests in 30–50 companies that have grown their dividend in at least 8 of the past 10 years. Typically, most of these investments will be in the shares of large or medium sized companies (such as those making up the FTSE 350 Index).

The Investment Manager will select only those companies from the FTSE All-Share Index that their research suggests will help them to meet the Fund's objective. The Investment Manager does not intend to invest in every company in the FTSE All-Share Index and has the freedom to invest up to 10% of the Fund's assets outside of it.

Any proportion of the Fund can be invested into specific industry sectors, but the Investment Manager seeks to avoid any unintentional emphasis on a sector in a way that could increase the level of risk. The Investment Manager tries to further reduce risk by making sure no single company share dominates Fund investments. Normally the Investment Manager tries to keep shareholdings in any individual large company to no more than 5% of the Fund's total value, while a shareholding in any individual medium-sized company would typically be between 2% and 2.5% and small-sized companies would typically be no more than 1.5%.

Very occasionally and to a much lesser extent, the Fund may also invest in debt securities or bonds (debt obligations that pay interest) issued by governments, government-related, supranational organisations or corporations or convertibles, a type of corporate bond that can be exchanged for shares in the same organisation.

The Fund may also invest a proportion of its portfolio in other types of transferable securities, cash and cash equivalents, money market instruments, and other collective investment schemes.

The Fund can use derivatives for efficient portfolio management (managing the fund in a way that is designed to reduce risk or cost and/or generate extra income or growth). However, the Fund can introduce more speculative use of derivatives in the future on 60 days' notice to investors. Derivatives are financial contracts whose value is linked to the price of another asset (e.g. indices, interest rates, share prices or currencies).

In selecting investments, the Investment Manager also assesses

environmental, social and governance ("ESG") factors that could impact the ability of an issuer to generate future sustainable returns. These may include shareholder rights, accounting standards, remuneration, board structure, labour relations, supply chain, data protection, pollution/hazardous waste policies, water usage and climate change policies.

This ESG assessment is quantitative and qualitative, using the Investment Manager's proprietary ESG rating system, and its direct research and engagement process. The proprietary ESG assessment captures forward looking analysis. Investments are assigned a risk rating based on the Investment Manager's assessment of ESG factors. Investments are assigned a score of 1 to 5 in respect of each of governance and sustainability (meaning environmental and social factors), with 5 denoting high risk. Investments with a governance or sustainability risk rating of 4 or above will not be selected for the portfolio. The Investment Manager's assessment of a company's ESG characteristics may impact the Investment Manager's view of that company's financial valuation and attractiveness.

Where the Investment Manager identifies areas that do not meet expectations of best practice on material governance or sustainability issues, the Investment Manager will engage with companies to encourage improvement.

Where the Investment Manager identifies potential violations of UN Global Compact principles, the Investment Manager will establish a structured engagement process with companies to encourage improvement.

The Fund will not invest in companies which generate revenue from the production or distribution of controversial weapons (i.e. antipersonnel mines, biological and chemical weaponry and cluster munitions).

You may request the sale of your shares in the Fund on any UK business day.

The income received from the Fund's investments is accumulated and included in the value of the shares.

For further information on the Objectives and Investment Policy of the Fund, please refer to the "Investment Objectives and Policies of the Funds" section of the current prospectus of Franklin Templeton Funds.

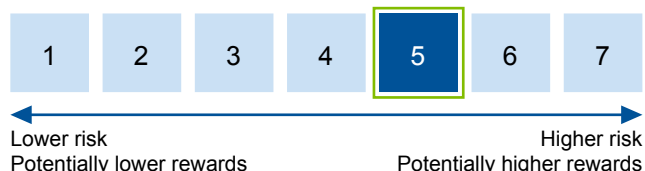
### Terms to Understand

**Derivatives:** Financial instruments whose characteristics and value depend on the performance of one or more underlying assets, typically securities, indexes, currencies or interest rates.

**Shares of companies (equities):** Securities that represent an ownership stake in a company.

**Transferable securities:** investments such as shares or debt that can be bought and sold between investors.

### Risk and Reward Profile



#### What does this indicator mean and what are its limits?

This indicator is designed to provide you with a measure of the price movement of this share class based on historical behavior.

Historical data may not be a reliable indication of the future risk profile of the Fund. The category shown is not guaranteed to remain unchanged and may shift over time.

The lowest category does not mean risk free.

#### Why is the Fund in this specific category?

The Fund invests mainly in equity securities of UK companies that have paid consistently rising dividends. Such securities have historically been subject to price movements due to company-specific factors and movements in the

equity markets of the UK generally. As a result, the performance of the Fund can fluctuate considerably over time.

#### Risks materially relevant not adequately captured by the indicator:

**Charges from capital:** The fund's fees and expenses may be taken from its capital (rather than income). This will result in an increase in income available for distribution to investors. However, this will forego some of the capital that the share class has available for future investment and potential growth.

**Concentration risk:** the risk that arises when a fund invests in relatively few holdings, few sectors or a restricted geographic area. Performance may be more volatile than a fund with a greater number of securities.

**Equity risk:** prices of equities may be affected by factors such as economic, political, market, and issuer-specific changes. Such changes may adversely affect the value of the equities regardless of company-specific performance.

**Liquidity risk:** the risk that arises when adverse market conditions affect the ability to sell assets when necessary. Such risk may be triggered by (but not limited to) unexpected events such as environmental disasters or pandemics. Reduced liquidity may have a negative impact on the price of the assets.

For a full discussion of all the risks applicable to this Fund, please refer to the "Risk Factors" section of the current prospectus of Franklin Templeton

Funds.

## Charges

The charges you pay are used to pay the costs of running the Fund, including the costs of marketing and distributing it. These charges reduce the potential growth of your investment.

### One-off charges taken before or after you invest

<b>Entry charge</b>	Not applicable*
<b>Exit charge</b>	Not applicable
<i>This is the maximum that might be taken out of your money before it is invested.</i>	

### Charges taken from the Fund over a year

<b>Ongoing charges</b>	0.54%
------------------------	-------

### Charges taken from the Fund under certain specific conditions

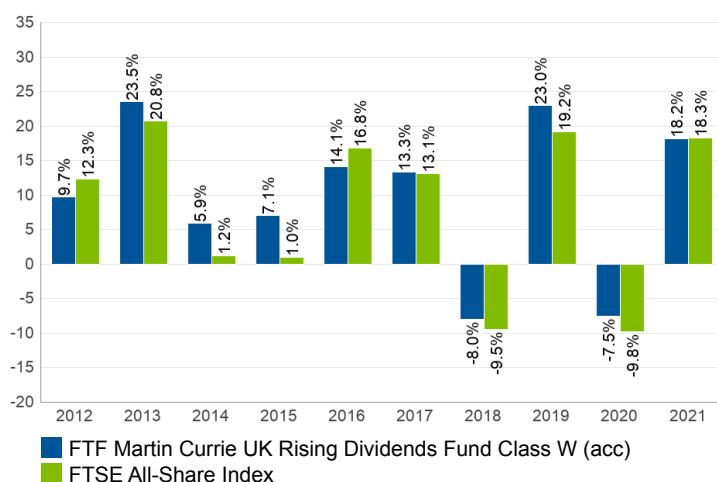
<b>Performance fee</b>	Not applicable
------------------------	----------------

\*This share class is only available through certain financial advisers which may apply their own charges. You may find more information about charges from your financial adviser.

The ongoing charges are based on the expenses for the year ending 31 December 2021. This figure may vary from year to year.

For detailed information about charges, please refer to the "Fees and Charges" section of the current prospectus of Franklin Templeton Funds.

## Past Performance



The Fund was launched on 17/10/11 to receive the assets of Rensburg UK Blue Chip Growth Trust. Past performance from the start of the performance chart has been simulated and is based on the mid-price of the Trust and from 17/10/11 up to the launch date of the share class has been simulated by taking the performance of another existing share class of the Fund, which does not differ materially in the extent of its participation in the assets of the Fund.

- Past performance is not a guide to future performance.
- The past performance shown here includes all the ongoing charges.
- Past performance is calculated in GBP.
- The Fund was launched in 2011 and the present share class on 31/05/2012.
- We measure performance against the Fund's performance target, the FTSE All-Share Index as it is widely available and reflects investments in the UK stock market.

## Practical Information

- The Depositary of Franklin Templeton Funds is The Bank of New York Mellon (International) Limited.
- You can obtain further information about the Fund, copies of its prospectus and the latest annual and semi-annual reports of Franklin Templeton Funds from the website [www.franklintempleton.co.uk](http://www.franklintempleton.co.uk) or free of charge from Franklin Templeton Fund Management Limited, Cannon Place, 78 Cannon Street, London EC4N 6HL or your financial adviser. These documents are each available in English.
- The latest prices and other practical information on the Fund (including information about the other share classes of the Fund) are available from Franklin Templeton Fund Management Limited, Cannon Place, 78 Cannon Street, London EC4N 6HL or [www.franklintempleton.co.uk](http://www.franklintempleton.co.uk).
- Please note that the United Kingdom taxation regime may have an impact on your personal tax position. Please consult your financial or tax adviser before deciding to invest.
- Franklin Templeton Fund Management Limited may be held liable solely on the basis of any statement contained in this document that is misleading, inaccurate or inconsistent with the relevant parts of the prospectus of the Fund.
- The present Fund is a sub-fund of Franklin Templeton Funds. The prospectus and the annual and semi-annual reports refer to all sub-funds of Franklin Templeton Funds. All sub-funds of Franklin Templeton Funds have segregated assets and liabilities. As a result, each sub-fund is operated independently from each other.
- You may exchange shares with another sub-fund of Franklin Templeton Funds as further described in the prospectus.
- The details of the up-to-date remuneration policy, including, but not limited to, a description of how remuneration and benefits are calculated, the identity of persons responsible for awarding the remuneration and benefits including the composition of the remuneration committee, are available at [www.franklintempleton.co.uk](http://www.franklintempleton.co.uk) and a paper copy can be obtained free of charge.



## ABSOLUTE RETURN FUND

Class G Acc ISIN: GB00BFNKS77  
Fund Currency: GBP Share Class Currency: GBP

**Janus Henderson**  
INVESTORS

A sub-fund of Janus Henderson Investment Fund Series I, a UK OEIC managed by Henderson Investment Funds Limited.

### Objective and investment policy

#### Objective

The Fund aims to provide a positive (absolute) return, regardless of market conditions, over any 12 month period. A positive return is not guaranteed over this or any other time period, and particularly over the shorter term the Fund may experience periods of negative returns. Consequently your capital is at risk.

Performance target: To outperform the UK Base Interest Rate, after the deduction of charges, over any 3 year period.

#### Investment policy

The Fund invests in shares and makes extensive use of derivatives (complex financial instruments) to take both 'long' and 'short' positions in companies the investment manager believes will either rise in value (long positions) or fall in value (short positions) meaning that the Fund may benefit from either scenario.

The Fund will hold a significant proportion of its assets in cash and money market instruments as a result of holding derivatives and for when the investment manager wishes to take a defensive stance. Conversely, the Fund may also employ 'leverage' (so that the Fund can invest a greater amount than its actual value) when the investment manager has greater confidence in the opportunities available.

Typically, at least 60% of the exposure to the long and short positions (in aggregate) will be to companies of any size, in any industry, in the UK. Companies may be incorporated or headquartered in the UK, deriving significant revenue from the UK, or constituents of the FTSE All Share Index. Up to 40% of the long and short exposure may be to non-UK companies. The Fund may also hold other assets including Collective Investment Schemes (including those managed by Janus Henderson).

The investment manager may also use derivatives (complex financial instruments) to reduce risk or to manage the Fund more efficiently.

The Fund is actively managed and makes reference to the UK Base Interest Rate as this forms the basis of the Fund's performance target and the calculation of performance fees (if applicable). The investment manager has complete discretion to choose investments for the Fund and is not constrained by a benchmark.

#### Strategy

The investment manager blends core long term and tactical short term ideas to construct the portfolio. Ideas come from a variety of sources including proprietary research, external research and other Janus Henderson investment teams, with the intention of taking long positions in companies with unexpected earnings growth or value creation potential, and short positions in companies where earnings are priced in or where long term value is impaired.

**Distribution policy** The Fund offers accumulation shares (shares in which net income is retained within the price).

**Recommendation** This Fund may not be appropriate for investors who plan to withdraw their money within 5 years.

The Fund is designed to be used only as one component of several in a diversified investment portfolio. Investors should consider carefully the proportion of their portfolio invested into this Fund.

You can buy, sell or switch shares in the Fund on any dealing day and according to certain restrictions, both defined in detail in the Company's Prospectus.

**For an explanation of some of the terms used in this document, please visit the glossary on our website at [www.janushenderson.com](http://www.janushenderson.com).**

### Risk and reward profile

♦ Potentially lower reward						Potentially higher reward ♦	
♦ Lower risk						Higher risk ♦	
1	2	3	4	5	6	7	

The value of an investment and any income from it can go up or down. When you sell your shares they may be worth less than you paid for them. The rating above is based on simulated historic volatility. Historic data may not be a reliable indication of the future risk profile of the Fund. The rating is not guaranteed and may change over time.

The share class appears at 4 out of 7. Share classes in higher categories have shown greater and/or more frequent variations in Net Asset Value in the past five years than those in lower categories. The lowest category does not mean risk free.

Other material risks not captured by the rating:

**Equities** Shares/Units can lose value rapidly, and typically involve higher risks than bonds or money market instruments. The value of your investment may fall as a result.

**Country or Region** If a Fund has a high exposure to a particular country or geographical region it carries a higher level of risk than a Fund which is more broadly diversified.

**Derivatives and Leverage** The Fund may use derivatives towards the aim of achieving its investment objective. This can result in 'leverage', which can magnify an investment outcome and gains or losses to the Fund may be greater than the cost of the derivative. Derivatives also introduce other risks, in particular, that a derivative counterparty may not meet its contractual obligations.

**Exchange Rates** If the Fund holds assets in currencies other than the base currency of the Fund or you invest in a share/unit class of a different currency to the Fund (unless 'hedged'), the value of your investment may be impacted by changes in exchange rates.

**Liquidity** Securities within the Fund could become hard to value or to sell at a desired time and price, especially in extreme market conditions when asset prices may be falling, increasing the risk of investment losses.

**Transaction Costs (higher turnover strategy)** The Fund involves a high level of buying and selling activity and as such will incur a higher level of transaction costs than a fund that trades less frequently. These transaction costs are in addition to the Fund's ongoing charges.

**Counterparty Risk and Operational Risk** The Fund could lose money if a counterparty with which the Fund trades becomes unwilling or unable to meet its obligations, or as a result of failure or delay in operational processes or the failure of a third party provider.

For more information please see the Company's Prospectus.

## Charges

The charges you pay are used to pay the costs of running the Fund, including the costs of managing and distributing it. These charges reduce the potential growth of your investment.

If you invest through a third party provider you are advised to consult them directly as charges, performance and terms and conditions may differ materially to those shown in this document.

### One-off charges taken before or after you invest\*

Entry Charge	5.00%
Exit Charge	0.00%**

\* The charges shown are maximum figures. In some cases you may pay less.

\*\* Subject to a charge of up to 3.00% where the Manager suspects excessive trading by an investor (and specifically on subscriptions held for less than 90 days).

### Charges taken from the Fund over a year

Ongoing Charges	0.82%
-----------------	-------

The ongoing charges are based on actual annualised expenses for the period ending 31 May 2021. Ongoing charges may vary from year to year.

The figure for ongoing charges excludes portfolio transaction costs, except in the case of an initial charge paid by the Fund when buying shares or units in another Fund.

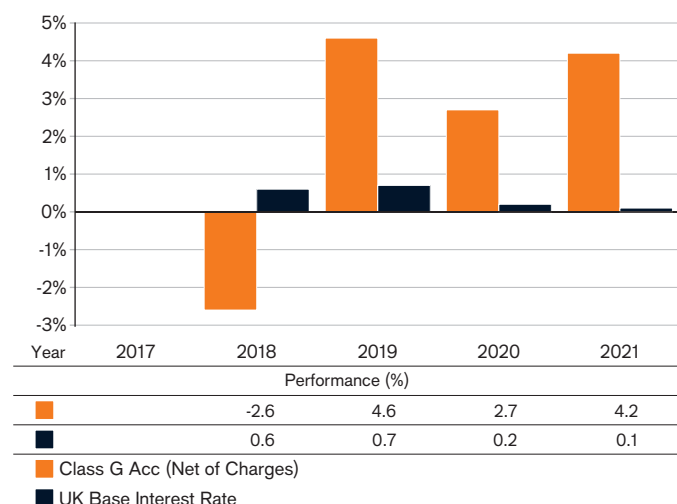
### Charges taken from the Fund under certain specific conditions

Performance fee	20.00%*
-----------------	---------

\*20% of any returns that, subject to a High Water Mark, the Fund achieves above the UK Base Interest Rate. The actual amount charged in the Fund's last financial period ending 31 May 2021 amounted to 1.32%.

For more information please see the Company's Prospectus.

## Past performance



The past performance is calculated in GBP.

The Fund was launched in April 2009 and the share class was launched in December 2017.

Past performance does not predict future returns.

The past performance takes into account all charges except one-off charges.

The Fund does not aim to track the performance of the benchmark.

## Practical information

**Depository:** NatWest Trustee and Depository Services Limited.

**To obtain more information:** This Key Investor Information Document may not contain all the information you need.

For the last published price of shares in the Fund or any additional information on the Fund, or to obtain the Company's prospectus or the annual/semi-annual report, please visit [www.janushenderson.com](http://www.janushenderson.com). Documents are available free of charge in English and certain other languages. You may also contact the registered office of the Fund at 201 Bishopsgate, London EC2M 3AE, or your local representative office.

**Tax:** Investors should note that the tax legislation that applies to the Fund may have an impact on the personal tax position of their investment in the Fund.

Contact your adviser to discuss tax treatment, suitability of this investment, and other questions.

**Notices:** Henderson Investment Funds Limited may be held liable solely on the basis of any statement contained in this document that is misleading, inaccurate or inconsistent with the relevant parts of the prospectus for the Fund.

The assets of each sub-fund are segregated, meaning that each sub-fund is insulated from any losses or claims associated with the other sub-funds. Further information about dealing and switching to other share classes of this Fund or other Funds in this OEIC may be obtained by visiting [www.janushenderson.com](http://www.janushenderson.com) or found in the Company's prospectus.

The details of the up-to-date remuneration policy of the Manager are available at [www.janushenderson.com](http://www.janushenderson.com). A paper copy of the remuneration policy will be made available free of charge upon request. These include a description of how pay and benefits are worked out and the people or committee members responsible for awarding them.

The Fund and Henderson Investment Funds Limited are authorised in the UK and regulated by the Financial Conduct Authority ("FCA").

*This Key Investor Information is accurate as at 10 February 2022.*

# Key Investor Information

This document provides you with key investor information about this Fund. It is not marketing material. The information is required by law to help you understand the nature and the risks of investing in this Fund. You are advised to read it so you can make an informed decision about whether to invest.

JPMorgan Fund ICVC

ISIN: GB0030881774

## JPM Emerging Markets Fund C - Net Accumulation

a Share Class of JPMorgan Fund ICVC – JPM Emerging Markets Fund. The Authorised Corporate Director ("ACD") is JPMorgan Funds Limited

### Objectives, Process and Policies

#### INVESTMENT OBJECTIVE

To provide capital growth over the long-term (5-10 years) by investing at least 80% of the Fund's assets in equity securities of emerging markets companies.

#### INVESTMENT PROCESS

##### Investment approach

- Uses a fundamental, bottom-up stock selection process.
- Uses a high conviction approach to finding the best investment ideas.
- Seeks to identify high quality companies with superior and sustainable growth potential.

**Benchmark** MSCI Emerging Markets Index (Net)

##### Benchmark uses and resemblance

- The Fund is actively managed. The Benchmark is a Performance Comparator and the Fund may bear little resemblance to its Benchmark. The Benchmark has been chosen as it reflects the main investment universe and strategy for the Fund.

#### POLICIES

**Main investment exposure** At least 80% of assets invested in equities of companies that are domiciled, or carrying out the main part of their economic activity, in an emerging market country.

The Fund may invest up to 20% in China A-Shares through the China-Hong Kong Stock Connect Programmes.

**Other investment exposures** Smaller capitalisation companies, cash and near cash on an ancillary basis.

**Derivatives** Used for: efficient portfolio management; hedging. Types: see [Fund Derivative Usage](#) table under [How the Funds Use Derivatives, Instruments and Techniques](#) in the Prospectus. TRS including CFD: none. Global exposure calculation method: commitment.


**Currencies** Fund Base Currency: GBP. Currencies of asset denomination: any. Hedging approach: typically unhedged.

**Redemption and Dealing** Shares of the Fund may be redeemed on demand, with dealing normally on a daily basis.

**Distribution Policy** This Share Class will reinvest income.

For an explanation of some of the terms used in this document, please visit the glossary on our website at [www.jpmorgan.co.uk/kiid-glossary](#).

### Risk and Reward Profile



The above rating is based on the historic volatility of the Net Asset Value of the Share Class over the last five years and may not be a reliable indication of the future risk profile of the Share Class.

The risk and reward category shown above is not guaranteed to remain unchanged and may change over time.

A Share Class with the lowest risk rating does not mean a risk-free investment.

**Why is this Share Class in this category?** This Share Class is classified in category 6 because its Net Asset Value has shown high fluctuations historically.

#### OTHER MATERIAL RISKS

The Fund is subject to **Investment risks** and **Other associated risks** from the techniques and securities it uses to seek to achieve its objective.

The table on the right explains how these risks relate to each other and the **Outcomes to the Shareholder** that could affect an investment in the Fund.

Investors should also read [Risk Descriptions](#) in the Prospectus for a full description of each risk.

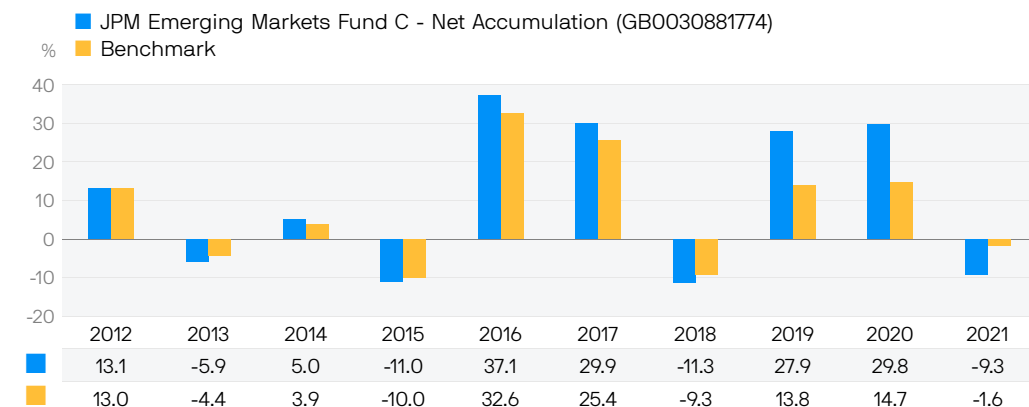
Investment risks <i>Risks from the Fund's techniques and securities</i>		
<b>Techniques</b> Hedging	<b>Securities</b> China Emerging markets	Equities Smaller companies
Other associated risks <i>Further risks the Fund is exposed to from its use of the techniques and securities above</i>		
Currency	Liquidity	Market
Outcomes to the Shareholder <i>Potential impact of the risks above</i>		
<b>Loss</b> Shareholders could lose some or all of their money.	<b>Volatility</b> Shares of the Fund will fluctuate in value.	<b>Failure to meet the Fund's objective.</b>

## Charges

One-off charges taken before or after you invest		
Entry charge	None	This is the maximum that might be taken out of your money before it is invested or before the proceeds of your investment are paid out.
Exit charge	None	
Charges taken from this Share Class over a year		
Ongoing charge	0.83%	The ongoing charge is based on the last year's expenses to December 2021 and may vary from year to year.
Charges taken from this Share Class under certain specific conditions		
Performance fee	None	

- The actual entry and exit charges paid may be less. Information on charges can be obtained from the investor's financial adviser.
- The Prospectus permits a fee to be charged for switching between Funds but this fee is currently waived by the Authorised Corporate Director.
- Charges are used to pay the costs of running this Share Class. These charges reduce the potential growth of the investment.
- Further information about charges can be found in the "Share Classes and Costs" section of the Prospectus.

## Past Performance



- Past performance is not a guide to future performance.
- Performance data has been calculated including tax, ongoing charges and portfolio transaction costs and excluding entry and exit charges, in GBP.
- Fund launch date: 1994.
- Share Class launch date: 1994.

## Practical Information

**Depository** The fund depository is NatWest Trustee and Depository Services Limited

**Further Information** A copy of the Prospectus and latest annual and semi-annual financial report in English can be downloaded or ordered online from [www.jpmorgan.co.uk/investor](http://www.jpmorgan.co.uk/investor) or are available free of charge upon request from our UK-based Investor Services Team on 0800 20 40 20 (or +44 1268 44 44 70 if calling from outside the UK) or by writing to J.P. Morgan Asset Management, Client Administration Centre, PO Box 12272, Chelmsford, CM99 2EL.

Share prices can be obtained online at [www.jpmorgan.co.uk/investor](http://www.jpmorgan.co.uk/investor) or by telephoning 0800 20 40 20 (or +44 1268 44 44 70 if calling from outside the UK).

Please note if you call J.P. Morgan Asset Management, calls may be recorded and monitored for security and training purposes.

**Remuneration Policy** The ACD's Remuneration Policy can be found on <https://am.jpmorgan.com/gb/en/asset-management/gim/awm/legal/emea-remuneration-policy>. This policy includes details of how remuneration and benefits are calculated, including responsibilities and composition of the committee which oversees and controls the policy. A copy of this policy can be requested free of charge from the ACD.

**Tax** The Fund is subject to UK tax regulations. This may have an impact on an investor's personal tax position.

**Legal Information** JPMorgan Funds Limited may be held liable solely on the basis of any statement contained in this document that is misleading, inaccurate or inconsistent with the relevant parts of the Prospectus.

JPMorgan Fund ICVC consists of separate Funds, each of which issues one or more Share Classes. This document is prepared for a specific Share Class. The Prospectus and annual and semi-annual financial reports are prepared for JPMorgan Fund ICVC.

The Fund is part of JPMorgan Fund ICVC. The assets and liabilities of each fund in JPMorgan Fund ICVC are segregated by law. This means that the assets of the Fund belong exclusively to the Fund and will not be used to pay the liabilities of any other person or body, including JPMorgan Fund ICVC or any other Fund within JPMorgan Fund ICVC.

**Switching and Conversion** Investors may switch into Shares of another Fund of JPMorgan Fund ICVC or convert Shares in one Class in a Fund to Shares of another Class in the same Fund subject to meeting any relevant eligibility requirements and minimum holding amounts. Further information can be found in "section 4.3.10 - Switching and Conversion of Shares" of the Prospectus.

**Privacy Policy** You should note that, if you contact J.P. Morgan Asset Management by telephone, those lines may be recorded and monitored for legal, security and training purposes. You should also take note that information and data from communications with you may be processed by J.P. Morgan Asset Management, acting as a data controller, in accordance with applicable data protection laws. Further information about processing activities of J.P. Morgan Asset Management can be found in the EMEA Privacy Policy, which is available at [www.jpmorgan.com/emea-privacy-policy](http://www.jpmorgan.com/emea-privacy-policy). Additional copies of the EMEA Privacy Policy are available on request.

# Key Investor Information

This document provides you with key investor information about this Fund. It is not marketing material. The information is required by law to help you understand the nature and the risks of investing in this Fund. You are advised to read it so you can make an informed decision about whether to invest.

JPMorgan Fund ICVC

ISIN: GB00B235RG08

## JPM Japan Fund C - Net Accumulation

a Share Class of JPMorgan Fund ICVC – JPM Japan Fund. The Authorised Corporate Director ("ACD") is JPMorgan Funds Limited

### Objectives, Process and Policies

#### INVESTMENT OBJECTIVE

To provide capital growth over the long-term (5-10 years) by investing at least 80% of the Fund's assets in the shares of Japanese companies.

#### INVESTMENT PROCESS

##### Investment approach

- Uses a fundamental, bottom-up stock selection process.
- Uses a high conviction approach to finding the best investment ideas.
- Seeks to identify high quality companies with superior and sustainable growth potential.

##### Benchmark TOPIX (Net)

##### Benchmark uses and resemblance

- The Fund is actively managed. The Benchmark is a Performance Comparator and the Fund may bear little resemblance to its Benchmark. The Benchmark has been chosen as it reflects the main investment universe and strategy for the Fund.

#### POLICIES

**Main investment exposure** At least 80% of assets invested in equities of companies that are domiciled, or carrying out the main part of their economic activity, in Japan. The Fund may invest in small capitalisation companies.

**Other investment exposures** Cash and near cash on an ancillary basis.

**Derivatives** *Used for: efficient portfolio management; hedging. Types: see [Fund Derivative Usage](#) table under [How the Funds Use Derivatives, Instruments and Techniques](#) in the Prospectus. TRS including CFD: none. Global exposure calculation method: commitment.*

**Currencies** *Fund Base Currency: GBP. Currencies of asset denomination: JPY. Hedging approach: typically unhedged.*

**Redemption and Dealing** Shares of the Fund may be redeemed on demand, with dealing normally on a daily basis.

**Distribution Policy** This Share Class will reinvest income.

For an explanation of some of the terms used in this document, please visit the glossary on our website at [www.jpmorgan.co.uk/kiid-glossary](#).

### Risk and Reward Profile



The above rating is based on the historic volatility of the Net Asset Value of the Share Class over the last five years and may not be a reliable indication of the future risk profile of the Share Class.

The risk and reward category shown above is not guaranteed to remain unchanged and may change over time.

A Share Class with the lowest risk rating does not mean a risk-free investment.

**Why is this Share Class in this category?** This Share Class is classified in category 6 because its Net Asset Value has shown high fluctuations historically.

#### OTHER MATERIAL RISKS

The Fund is subject to **Investment risks** and **Other associated risks** from the techniques and securities it uses to seek to achieve its objective.

The table on the right explains how these risks relate to each other and the **Outcomes to the Shareholder** that could affect an investment in the Fund.

Investors should also read [Risk Descriptions](#) in the Prospectus for a full description of each risk.

Investment risks <i>Risks from the Fund's techniques and securities</i>		
<b>Techniques</b> Concentration Hedging	<b>Securities</b> Equities Smaller companies	
<b>Other associated risks</b> <i>Further risks the Fund is exposed to from its use of the techniques and securities above</i>		
Currency	Liquidity	Market
<b>Outcomes to the Shareholder</b> <i>Potential impact of the risks above</i>		
<b>Loss</b> Shareholders could lose some or all of their money.	<b>Volatility</b> Shares of the Fund will fluctuate in value.	<b>Failure to meet the Fund's objective.</b>

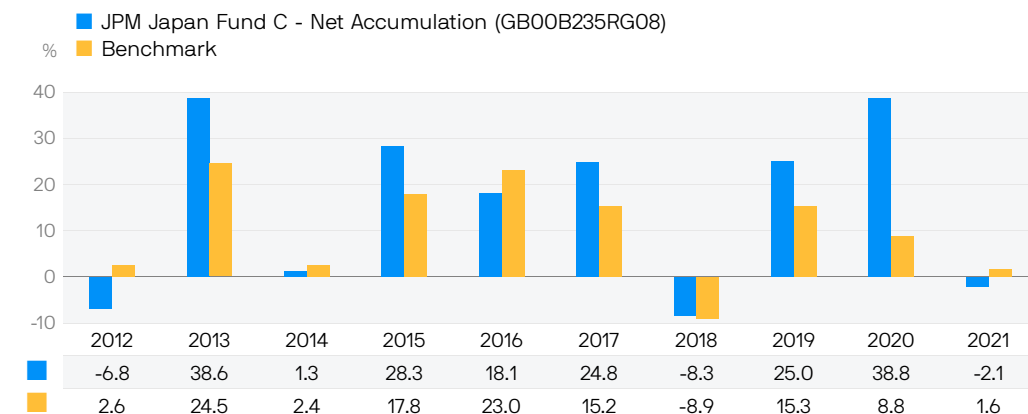


## Charges

One-off charges taken before or after you invest		
Entry charge	None	This is the maximum that might be taken out of your money before it is invested or before the proceeds of your investment are paid out.
Exit charge	None	
Charges taken from this Share Class over a year		
Ongoing charge	0.81%	The ongoing charge is based on the last year's expenses to December 2021 and may vary from year to year.
Charges taken from this Share Class under certain specific conditions		
Performance fee	None	

- The actual entry and exit charges paid may be less. Information on charges can be obtained from the investor's financial adviser.
- The Prospectus permits a fee to be charged for switching between Funds but this fee is currently waived by the Authorised Corporate Director.
- Charges are used to pay the costs of running this Share Class. These charges reduce the potential growth of the investment.
- Further information about charges can be found in the "Share Classes and Costs" section of the Prospectus.

## Past Performance



- Past performance is not a guide to future performance.
- Performance data has been calculated including tax, ongoing charges and portfolio transaction costs and excluding entry and exit charges, in GBP.
- Fund launch date: 1970.
- Share Class launch date: 2007.

## Practical Information

**Depositary** The fund depositary is NatWest Trustee and Depositary Services Limited

**Further Information** A copy of the Prospectus and latest annual and semi-annual financial report in English can be downloaded or ordered online from [www.jpmmorgan.co.uk/investor](http://www.jpmmorgan.co.uk/investor) or are available free of charge upon request from our UK-based Investor Services Team on 0800 20 40 20 (or +44 1268 44 44 70 if calling from outside the UK) or by writing to J.P. Morgan Asset Management, Client Administration Centre, PO Box 12272, Chelmsford, CM99 2EL.

Share prices can be obtained online at [www.jpmmorgan.co.uk/investor](http://www.jpmmorgan.co.uk/investor) or by telephoning 0800 20 40 20 (or +44 1268 44 44 70 if calling from outside the UK).

Please note if you call J.P. Morgan Asset Management, calls may be recorded and monitored for security and training purposes.

**Remuneration Policy** The ACD's Remuneration Policy can be found on <https://am.jpmmorgan.com/gb/en/asset-management/gim/awm/legal/emea-remuneration-policy>. This policy includes details of how remuneration and benefits are calculated, including responsibilities and composition of the committee which oversees and controls the policy. A copy of this policy can be requested free of charge from the ACD.

**Tax** The Fund is subject to UK tax regulations. This may have an impact on an investor's personal tax position.

**Legal Information** JPMorgan Funds Limited may be held liable solely on the basis of any statement contained in this document that is misleading, inaccurate or inconsistent with the relevant parts of the Prospectus.

JPMorgan Fund ICVC consists of separate Funds, each of which issues one or more Share Classes. This document is prepared for a specific Share Class. The Prospectus and annual and semi-annual financial reports are prepared for JPMorgan Fund ICVC.

The Fund is part of JPMorgan Fund ICVC. The assets and liabilities of each fund in JPMorgan Fund ICVC are segregated by law. This means that the assets of the Fund belong exclusively to the Fund and will not be used to pay the liabilities of any other person or body, including JPMorgan Fund ICVC or any other Fund within JPMorgan Fund ICVC.

**Switching and Conversion** Investors may switch into Shares of another Fund of JPMorgan Fund ICVC or convert Shares in one Class in a Fund to Shares of another Class in the same Fund subject to meeting any relevant eligibility requirements and minimum holding amounts. Further information can be found in "section 4.3.10 - Switching and Conversion of Shares" of the Prospectus.

**Privacy Policy** You should note that, if you contact J.P. Morgan Asset Management by telephone, those lines may be recorded and monitored for legal, security and training purposes. You should also take note that information and data from communications with you may be processed by J.P. Morgan Asset Management, acting as a data controller, in accordance with applicable data protection laws. Further information about processing activities of J.P. Morgan Asset Management can be found in the EMEA Privacy Policy, which is available at [www.jpmmorgan.com/emea-privacy-policy](http://www.jpmmorgan.com/emea-privacy-policy). Additional copies of the EMEA Privacy Policy are available on request.



# Key Investor Information

This document provides you with key investor information about this fund. It is not marketing material. The information is required by law to help you understand the nature and the risks of investing in this fund. You are advised to read it so you can make an informed decision about whether to invest.

## Legal & General Cash Trust Class I Accumulation - ISIN: GB00B0CNHB64

The authorised fund manager of the Fund is Legal & General (Unit Trust Managers) Limited (the "Manager").

### OBJECTIVES AND INVESTMENT POLICY

- The objective of this Fund is to maintain capital and to provide a return in line with money market rates, before charges.
- The Fund will generally invest in short term deposits, certificates of deposit, government bonds (predominantly UK) issued in pounds sterling (a type of loan which pays interest) and Repos. Repos are an agreement between two parties to sell or buy an asset and later reverse the trade at an agreed date and price.
- In stressed market conditions, the Fund may be invested up to 100% in government and public securities issued by a single issuer.
- The maximum maturity of the instruments the Fund invests in is 397 days but the Fund must maintain a weighted average maturity of less than 60 days.
- The bonds that the Fund invests in must be investment grade (rated as lower risk). Investment grade bonds are bonds that have achieved a higher credit rating from a rating agency. Credit ratings give an indication of how likely it is that the issuer of a bond will be able to pay back interest and the loan on time.
- The Fund may use derivatives (contracts which have a value linked to the price of another asset) to:
  - reduce risk or cost; or
  - generate additional capital or income with no, or an acceptably low, level of risk.
- The Fund may also invest in other fixed income securities, other money market instruments and collective investment schemes.
- The Fund is actively managed as the Manager uses their expertise to select investments to achieve the Fund's objective.
- The IA Short Term Money Market is a benchmark which is used as a performance comparator of the Fund. See the Past Performance section for further details.
- The Fund is a short-term variable net asset value money market fund.
- Your units will be accumulation units. Income from the Fund's investments (interest) will be reinvested back into the value of your units.
- You can buy or sell units in this Fund on any business day. You need to contact us with your instruction before 12 noon. This is the time we calculate unit prices for this Fund. If you contact us after 12 noon, the units will be bought or sold at the next business day's price.
- The Fund's base currency is denominated in sterling (British pounds).
- This Fund is designed for investors looking to preserve their money from an investment in deposits and short term instruments.
- This Fund may be appropriate for investors looking to invest for a short period of time.
- If you do not understand this document we recommend you seek additional information to help you decide if this Fund is right for you.

Other information:

### RISK AND REWARD PROFILE

Lower risk ← → Higher risk  
Potentially lower rewards Potentially higher rewards

1	2	3	4	5	6	7
---	---	---	---	---	---	---

- The Risk and Reward Indicator table demonstrates where the Fund ranks in terms of its potential risk and reward. The higher the rank the greater the potential reward but the greater the risk of losing money. It is not guaranteed to remain the same and may change over time. It is based on historical data and may not be a reliable indication of the future risk profile of the Fund. The shaded area in the table above shows the Fund's ranking on the Risk and Reward Indicator.
- The Fund is in category 1 as it invests in instruments which are very liquid, have short maturities which have a high credit rating and are considered lower risk than longer maturing securities.
- Even a fund in the lowest category is not a risk free investment.
- The value of your investment may fall as well as rise and is not guaranteed. You might get back less than you invest.
- Further information on the risks of investing in this fund is contained in the Prospectus available at [www.legalandgeneral.com/reports](http://www.legalandgeneral.com/reports).
- The risk and reward indicator may not take account of the following risks of investing in the Fund:
  - The Fund could lose money if any institutions providing services such as acting as counterparty to derivatives or other instruments, becomes unwilling or unable to meet its obligations to the Fund.
  - The Fund holds bonds that are traded through agents, brokers or investment banks matching buyers and sellers. This makes the bonds less easy to buy and sell than investments traded on an exchange. In exceptional circumstances the Fund may not be able to sell bonds and may defer withdrawals, or suspend dealing. The Directors can only delay paying out if it is in the interests of all investors and with the permission of the Fund depositary.
  - The Fund has money on deposit with companies such as banks or other financial institutions and invests in bonds which are issued by the government. If these companies or the government experience financial difficulty, they may be unable to pay back some or all of the interest, original investment or other payments that they owe. If this happens, the value of the Fund may fall.
  - Investment returns on bonds are sensitive to trends in interest rate movements. Such changes will affect the value of your investment.
  - Derivatives are highly sensitive to changes in the value of the asset on which they are based and can increase the size of losses and gains.
  - When interest rates are low or negative and if the Fund's income is not enough to pay the charges, the Fund's capital will be used instead. This may cause capital erosion and the value of the Fund to fall.
  - Where interest rates are negative, you may not receive interest payments and the value of your Fund may decrease.
  - We may take some or all of the ongoing charges from the Fund's capital rather than the Fund's income. This increases the amount of income, but it reduces the growth potential and may lead to a fall in the value of the Fund.



## CHARGES

The charges you pay are used to pay the costs of running the Fund, including the costs of marketing and distributing it. These charges reduce the potential return from your investment.

### One-off charges taken before or after you invest

**Entry charge** 0.00%

**Exit charge** 0.00%

This is the maximum that might be taken out of your money before it is invested.

The price for buying and selling units is subject to a Dilution Adjustment See opposite.

### Charges taken from the fund over a year

**Ongoing charge** 0.15%

### Charges taken from the fund under certain specific conditions

**Performance fee** None

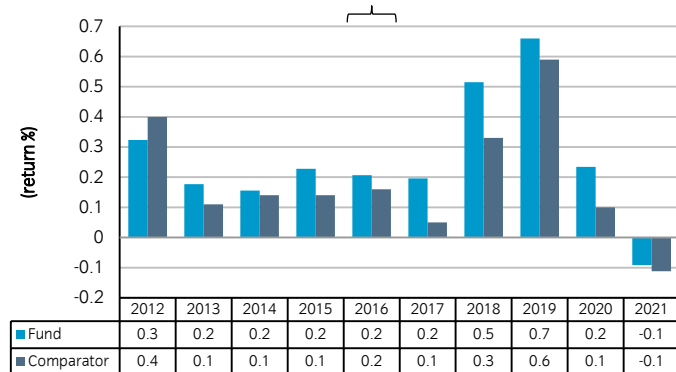
- There are no entry or exit charges.
- The ongoing charges figure is based on the latest available expenses at January 2022. This figure may vary from year to year.
- This Fund's ongoing charges include any charges made by any other funds it may invest in. They exclude portfolio transaction costs.
- The ongoing charges are taken from the income of the Fund.

#### Other costs:

- **Dilution Adjustment:** on any day, the prices for buying or selling units in this Fund are the same. The Fund manager calculates a single price for this Fund based on the mid-point between the buying and selling prices of the Fund's assets. In certain circumstances, the Fund manager can adjust this price to account for whether there is more money going into or coming out of the Fund. This is called a 'dilution adjustment'. This can vary but as an example for this Fund we estimate 0.00% for purchases and 0.00% for sales at 02 February 2022. The amount of the dilution adjustment may differ in future.
- For more information about charges and costs, please see the charges and expenses section in the Fund's Prospectus, or visit our website at [legalandgeneral.com/chargesandfees](http://legalandgeneral.com/chargesandfees).

## PAST PERFORMANCE

\*Performance prior to this point achieved under circumstances that no longer apply



- Past performance is not a guide to future performance.
- The figures for the Fund take into account the ongoing charges and assume income (after any tax) is reinvested.
- The performance has been calculated in Sterling (British Pounds).
- The annual return is for a 12 month period ending 31 December.
- The Fund launched in 1992.
- This unit class launched in 2005.
- To assess the performance of the Fund, it can be compared to the IA sector, Short Term Money Market (referred to as the "Comparator" in the chart opposite).
- **On 28 April 2016\*, the Fund changed its investment objective and policy. Prior to this date, the Fund used a different comparator which is reflected in the benchmark data.**

## PRACTICAL INFORMATION

- The trustee and depositary is Northern Trust Investor Services Limited.
- You can obtain further information about the Fund including copies of its prospectus and the latest annual and semi-annual reports at [www.legalandgeneral.com/reports](http://www.legalandgeneral.com/reports). Paper copies of these documents are also available free of charge in English from Legal & General Investments, PO Box 6080, Wolverhampton WV1 9RB.
- Investors can get other practical information, including the latest prices, dilution adjustment and details of any other unit classes that are available, by calling us on **0370 050 0955** Monday to Friday between 9:00a.m. to 5:00p.m. Call charges will vary.
- This Fund is subject to the tax legislation of the United Kingdom, which may have an impact on each investor's personal tax position.
- The Manager may be held liable solely on the basis of any statement contained in this document that is misleading, inaccurate or inconsistent with the relevant parts of the Prospectus for the Fund.
- Details of our Remuneration Policy including our Remuneration Committee and how remuneration and benefits are calculated can be accessed from [www.lgim.com/remuneration](http://www.lgim.com/remuneration). A paper copy is also available free of charge upon request.

# Key Investor Information

This document provides you with key investor information about this fund. It is not marketing material. The information is required by law to help you understand the nature and the risks of investing in this fund. You are advised to read it so you can make an informed decision about whether to invest.

## Legal & General US Index Trust Class C Income - ISIN: GB00BG0QPK45

The authorised fund manager of the Fund is Legal & General (Unit Trust Managers) Limited (the "Manager").

### OBJECTIVES AND INVESTMENT POLICY

- The objective of the Fund is to provide growth by tracking the capital performance of the FTSE USA Index, the "Benchmark Index". This objective is after the deduction of charges and taxation.
  - The Benchmark Index is comprised of shares in large and middle capitalisation companies in the United States of America in accordance with the index provider's methodology.
  - The Fund's investments will closely match those that make up the Benchmark Index.
  - The Fund will invest at least 90% in assets that are included in the Benchmark Index.
  - The Fund may also invest in money market instruments (such as treasury bills), cash, deposits, shares in companies which are reasonably expected to become part of the Benchmark Index in the near future or are an alternative to a constituent of the Benchmark Index and collective investment schemes, including those managed or operated by the Manager or an associate of the Manager.
  - The Fund may use derivatives (contracts which have a value linked to the price of another asset) to:
    - reduce risk or cost; or
    - generate additional capital or income with no, or an acceptably low, level of risk.
- Other information:**
- The Fund is passively managed as it tracks the Benchmark Index.
  - Your units will be income units. Income from the Fund's investments will be paid out to you every six months (as a dividend). This will reduce your capital growth accordingly.
  - You can buy or sell units in this Fund on any business day. You need to contact us with your instruction before 3.00pm. This is the time we calculate unit prices for this Fund. If you contact us after 3.00pm, the units will be bought or sold at the next business day's price.
  - The Fund's base currency is denominated in sterling (British pounds).
  - This Fund may be suitable for investors looking for growth by tracking the US stock market as represented by the Benchmark Index.
  - Although investors can take their money out at any time, this Fund may not be appropriate for those who plan to withdraw their money within five years.
  - This Fund is not designed for investors who cannot afford more than a minimal loss of their investment.
  - If you do not understand this document we recommend you seek additional information to help you decide if this Fund is right for you.

### RISK AND REWARD PROFILE

Lower risk ← → Higher risk  
Potentially lower rewards Potentially higher rewards

1	2	3	4	5	6	7
---	---	---	---	---	---	---

- The Risk and Reward Indicator table demonstrates where the Fund ranks in terms of its potential risk and reward. The higher the rank the greater the potential reward but the greater the risk of losing money. It is not guaranteed to remain the same and may change over time. It is based on historical data and may not be a reliable indication of the future risk profile of the Fund. The shaded area in the table above shows the Fund's ranking on the Risk and Reward Indicator.
- The Fund is in category 6 because it invests in company shares which are sensitive to variations in the stock market. The value of company shares can

change substantially over short periods of time. Company shares are generally considered to be higher risk investments than bonds or cash.

- Even a fund in the lowest category is not a risk free investment.
  - The value of your investment and any income you take from it may fall as well as rise and is not guaranteed. You might get back less than you invest.
- Further information on the risks of investing in this fund is contained in the Prospectus available at [www.legalandgeneral.com/reports](http://www.legalandgeneral.com/reports). The risk and reward indicator may not take account of the following risks of investing in the Fund:
- The Fund could lose money if any institutions providing services such as acting as counterparty to derivatives or other instruments, becomes unwilling or unable to meet its obligations to the Fund.
  - Derivatives are highly sensitive to changes in the value of the asset on which they are based and can increase the size of losses and gains.
  - The Fund may have underlying investments that are valued in currencies that are different from GBP. Exchange rate fluctuations will impact the value of your investment. Currency hedging techniques may be applied to reduce this impact but may not entirely eliminate it.



## CHARGES

The charges you pay are used to pay the costs of running the Fund, including the costs of marketing and distributing it. These charges reduce the potential return from your investment.

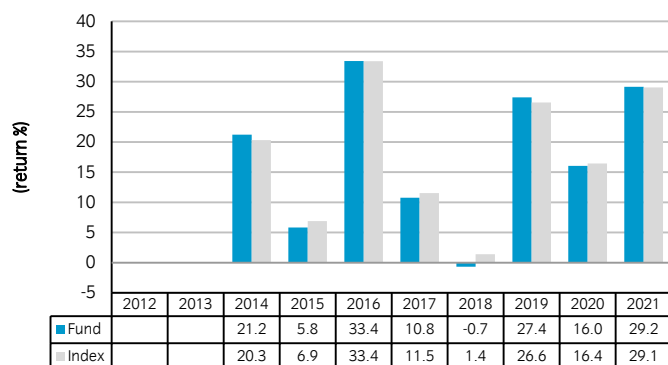
One-off charges taken before or after you invest	
Entry charge	0.00%
Exit charge	0.00%
This is the maximum that might be taken out of your money before it is invested.	
The price for buying and selling units is subject to a Dilution Adjustment See opposite.	
Charges taken from the fund over a year	
Ongoing charge	0.05%
Charges taken from the fund under certain specific conditions	
Performance fee	None

- There are no entry or exit charges.
- The ongoing charges figure is based on the latest available expenses at April 2022. This figure may vary from year to year.
- This Fund's ongoing charges include any charges made by any other funds it may invest in. They exclude portfolio transaction costs.
- The ongoing charges are taken from the income of the Fund.

### Other costs:

- **Dilution Adjustment:** on any day, the prices for buying or selling units in this Fund are the same. The Fund manager calculates a single price for this Fund based on the mid-point between the buying and selling prices of the Fund's assets. In certain circumstances, the Fund manager can adjust this price to account for whether there is more money going into or coming out of the Fund. This is called a 'dilution adjustment'. This can vary but as an example for this Fund we estimate 0.05% for purchases and 0.05% for sales at 17 March 2022. The amount of the dilution adjustment may differ in future.
- For more information about charges and costs, please see the charges and expenses section in the Fund's Prospectus, or visit our website at [legalandgeneral.com/chargesandfees](http://legalandgeneral.com/chargesandfees).

## PAST PERFORMANCE



- Past performance is not a guide to future performance.
- The figures for the Fund take into account the ongoing charges and assume income (after any tax) is reinvested.
- The performance has been calculated in Sterling (British Pounds).
- The Fund will not replicate the performance of the Benchmark Index perfectly due to the expenses, tax and transaction costs incurred by the Fund, which are not included in the Benchmark Index.
- The annual return is for a 12 month period ending 31 December.
- The Fund launched in 1992.
- This unit class launched in 2013.
- **In November 2021, the Benchmark index converted from a close of business valuation to a 3:00p.m. valuation. Historic performance of the Benchmark index has been simulated by the Index provider and such data is used for the purposes of demonstrating historic performance in the "Past Performance" table.**

## PRACTICAL INFORMATION

- The trustee and depositary is Northern Trust Investor Services Limited.
- You can obtain further information about the Fund including copies of its prospectus and the latest annual and semi-annual reports at [www.legalandgeneral.com/reports](http://www.legalandgeneral.com/reports). Paper copies of these documents are also available free of charge in English from Legal & General Investments, PO Box 6080, Wolverhampton WV1 9RB.
- Investors can get other practical information, including the latest prices, dilution adjustment and details of any other unit classes that are available, by calling us on **0370 050 0955** Monday to Friday between 9:00a.m. to 5:00p.m. Call charges will vary.
- This Fund is subject to the tax legislation of the United Kingdom, which may have an impact on each investor's personal tax position.
- The Manager may be held liable solely on the basis of any statement contained in this document that is misleading, inaccurate or inconsistent with the relevant parts of the Prospectus for the Fund.
- Details of our Remuneration Policy including our Remuneration Committee and how remuneration and benefits are calculated can be accessed from [www.lgim.com/remuneration](http://www.lgim.com/remuneration). A paper copy is also available free of charge upon request.

# Key Investor Information

This document provides you with the key investor information about this fund. It is not marketing material. The information is required by law to help you understand the nature and the risks of investing in this fund. You are advised to read it so you can make an informed decision about whether to invest.

## LF Morant Wright Nippon Yield Fund, B Income, (ISIN: GB00B2R83B20)

The fund is managed by Link Fund Solutions Limited.

### Objective and investment policy

#### Objective

To achieve a rising level of income (money available to be paid out by the Fund), with the potential for growth in capital (an increase in the value of the Fund) after all costs and charges have been taken, over any five year period.

There is no guarantee that the objective will be met over any time period and you may get back less than you invest.

#### Investment Policy

To invest at least 90% of the Fund in the shares of Japanese companies.

The Fund may also invest up to 10% in cash and other assets that can be quickly converted into cash.

Investments in collective investment schemes will be limited to 10%.

The Investment Manager will buy shares in companies that, in their opinion, are financially strong but undervalued and which they expect to increase in value. The Investment Manager favours companies that pay a high and sustainable dividend relative to the TOPIX Net Total Return Index.

Other features of the fund:

- The fund is actively managed. The Investment Manager uses its expertise to select investments for the fund and has the discretion to invest without the need to adhere to a particular benchmark.
- The fund can invest across different industry sectors without limitation.
- Derivatives (whose value is linked to that of another investment, e.g company shares, currencies) may be used to manage the risk profile of the fund.
- In extraordinary market conditions which could result in significant loss, the fund has the ability to invest 100% in lower risk assets such as cash.
- You can buy and sell shares in the fund on each business day.
- The fund aims to distribute available income every six months.
- Recommendation: This fund may not be appropriate for investors who plan to withdraw their money within 5 years.

### Risk and reward profile



- For full details of the fund's risks, please see the prospectus which may be obtained from the address in 'Practical Information' below.

- This indicator shows how much a fund has risen and fallen in the past, and therefore how much a fund's returns have varied. It is a measure of a fund's volatility. The higher a fund's past volatility the higher the number on the scale and the greater the risk that investors in that fund may have made losses as well as gains.
- The fund has been classed as 6 because its volatility has been measured as above average to high.
- This indicator is based on historical data and may not be a reliable indication of the future risk profile of this fund.
- The risk and reward profile shown is not guaranteed to remain the same and may shift over time. The lowest number on the scale does not mean that a fund is risk free.
- Currency Risk: As the fund invests in the shares of Japanese companies, the Fund will be exposed to different currencies and changes in exchange rates may decrease the value of your investment.
- Counterparty Risk: The failure of a firm involved in a transaction with the fund or providing services to the fund may expose the fund to financial loss.

## Charges for this fund

The charges you pay are used to pay the costs of running the fund. These charges reduce the potential growth of your investment.

One-off charges taken before or after you invest	
Entry Charge	5.00%
This is the maximum that might be taken out of your money before it is invested.	
Exit Charge	None
Charges taken from the fund over the year	
Ongoing Charges	1.18%
Charges taken from the fund under certain specific conditions	
Performance Fee	None

The entry charge shown is a maximum figure. In some cases investors may pay less. You can find out the actual charges from your financial advisor or distributor.

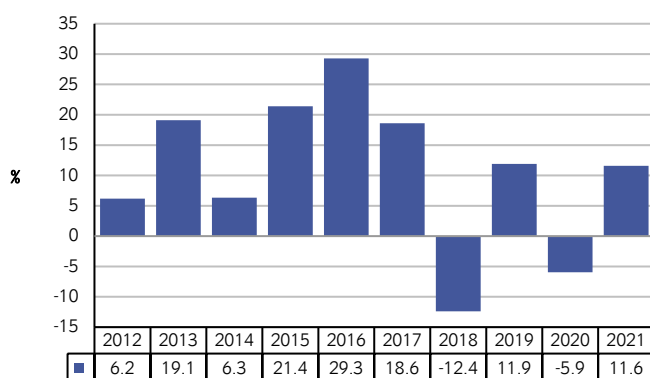
The ongoing charges figure is based on expenses for the year ended 30 April 2022. This figure may vary from year to year. The ongoing charges are taken from the income of the fund. They exclude portfolio transaction costs, except in the case of an entry/exit charge paid by the fund when buying or selling units in another collective investment undertaking.

You may also be charged a dilution levy (an amount to cover dealing costs incurred by the fund) on entry to or exit from the fund. This is normally only charged when the dealing costs are significant.

For more information about charges, please see the prospectus sections 3.5 & 7, which may be obtained free of charge from the address in 'Practical Information' below.

## Past performance

■ LF Morant Wright Nippon Yield Fund



- Past performance is not a guide to future performance.
- The past performance in the chart shown opposite is net of tax and charges but excludes the entry charge that may be paid on the purchase of an investment.
- The fund was launched in August 2008.
- Performance is calculated in Pounds Sterling.

## Practical information

Documents	Copies of the latest Value Assessment report, Prospectus and the Annual and Semi-Annual reports for the LF Morant Wright Nippon Yield Fund may be obtained from <a href="http://www.linkfundsolutions.co.uk">www.linkfundsolutions.co.uk</a> or by writing to Link Fund Solutions Limited, PO Box 389, Darlington, DL1 9UF. These documents are available in English and are free of charge.
	Details of Link Fund Solutions' Remuneration Code are available on the website <a href="http://www.linkfundsolutions.co.uk">www.linkfundsolutions.co.uk</a> . This sets out a description of how remuneration and benefits are calculated and the identities of persons responsible for awarding the remuneration and benefits. A paper copy is available free of charge on request.
Prices of shares and further information	The latest published prices of shares in the fund and other information, including how to buy and sell shares are available from <a href="http://www.linkfundsolutions.co.uk">www.linkfundsolutions.co.uk</a> , by calling 0345 922 0044 during normal business hours or by writing to Link Fund Solutions Limited, PO Box 389, Darlington, DL1 9UF.
Depository	The Bank of New York Mellon (International) Limited
Tax	UK tax legislation may have an impact on your personal tax position.
Liability	Link Fund Solutions Limited may be held liable solely on the basis of any statement contained in this document that is misleading, inaccurate or inconsistent with the relevant parts of the prospectus for LF Morant Wright Nippon Yield Fund.

This fund is authorised in the United Kingdom and regulated by the Financial Conduct Authority. Link Fund Solutions Limited is authorised in the United Kingdom and regulated by the Financial Conduct Authority.

This key investor information is accurate as at 08/08/2022.



# Non-UCITS retail scheme Key Investor Information

This document provides you with the key investor information about this fund. It is not marketing material. The information is required by law to help you understand the nature and the risks of investing in this fund. You are advised to read it so you can make an informed decision about whether to invest.

## LF Lindsell Train UK Equity Fund, Accumulation Shares, (ISIN: GB00B18B9X76)

The fund is managed by Link Fund Solutions Limited.

### Objective and investment policy

#### Objective

To achieve growth in capital (an increase in the value of the fund), growth in income (money available to be paid out by the fund) and provide a total return (a combination of income and capital growth) in excess of the FTSE All-Share Total Return Index after all costs and charges have been taken, over at least five years.

There is no guarantee that the objective will be met over any time period and you may get back less than you invest.

#### Investment Policy

To invest at least 70% of the fund in the shares of United Kingdom companies and up to 10% in the shares of companies listed on an exchange in the United Kingdom (which may include worldwide companies which are listed on an exchange in the United Kingdom).

The fund may also invest up to 20% in non-UK companies, (including emerging markets which are countries whose economies are progressing towards becoming advanced) cash and money market instruments (which are short term loans that pay interest). The fund will be concentrated and is unlikely to have more than 35 investments.

The Portfolio Manager will buy shares in companies that they expect to hold for long periods of time and, in their opinion, are profitable, long standing, of high quality, have strong balance sheets and which they expect to increase in value.

#### Other features of the fund:

- The fund is actively managed. The Portfolio Manager uses their expertise to select investments for the fund. Whilst the fund aims to outperform the FTSE All-Share TR Index (which has been selected as it represents broad exposure to UK companies) the fund is not constrained by the index and will take positions in individual stocks that differ significantly from the index.
- The fund can invest across different industry sectors in accordance with the above limitations.
- In extraordinary market conditions which could result in significant loss, the fund has the ability to invest 100% in lower risk assets such as cash.
- You can buy and sell shares in the fund on each business day.
- Income from the fund will be added to the value of your investment.
- Recommendation: This fund may not be appropriate for investors who plan to withdraw their money within 5 years.

### Risk and reward profile



- This indicator shows how much a fund has risen and fallen in the past, and therefore how much a fund's returns have varied. It is a measure of a fund's volatility. The higher a fund's past volatility the higher the number on the scale and the greater the risk that investors in that fund may have made losses as well as gains.
- The fund has been classed as 5 because its volatility has been measured as above average.
- This indicator is based on historical data and may not be a reliable indication of the future risk profile of this fund.
- The risk and reward profile shown is not guaranteed to remain the same and may shift over time. The lowest number on the scale does not mean that a fund is risk free.
- Currency Risk: As the fund can be exposed to different currencies, changes in exchange rates may decrease the value of your investment.
- Counterparty Risk: The failure of a firm involved in a transaction with the fund or providing services to the fund may expose the fund to financial loss.
- Emerging Markets Risk: The fund may invest in emerging markets, which are markets in countries that are developing. Emerging markets may have more political and economic risks than developed markets, resulting in price movements that may cause a loss to the fund.
- Concentrated Fund Risk: The fund intentionally holds a small number of investments and so will be more concentrated than many other funds. The fund may also invest in stocks with a particular industry, sector or geographical focus. This means that the performance of a single stock, industry, sector or geographical region within the fund has a greater effect (loss or gain) on the value of the fund.
- For full details of the fund's risks, please see the prospectus which may be obtained from the address in 'Practical Information' below.

## Charges for this fund

The charges you pay are used to pay the costs of running the fund. These charges reduce the potential growth of your investment.

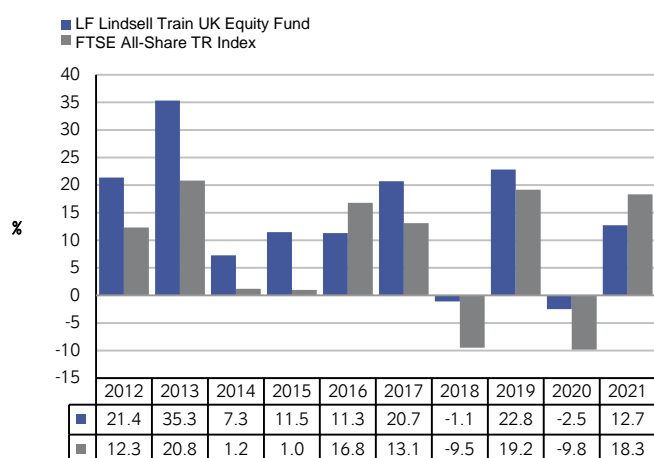
One-off charges taken before or after you invest	
Entry Charge	None
Exit Charge	None
Charges taken from the fund over the year	
Ongoing Charges	0.64%
Charges taken from the fund under certain specific conditions	
Performance Fee	None

The ongoing charges figure is based on expenses for the year ended 30 November 2021. The ongoing charges are taken equally from the income and capital of the fund. It excludes portfolio transaction costs, except entry/exit charges paid by the fund when buying or selling units in other collective investment schemes.

You may also be charged a dilution levy (an amount to cover dealing costs incurred by the fund) on entry to or exit from the fund. This is normally only charged when the dealing costs are significant.

For more information about charges, please see the prospectus sections 3.5 & 7, which may be obtained free of charge from the address in 'Practical Information' below.

## Past performance



- Past performance is not a guide to future performance.
- The past performance in the chart shown opposite is net of tax and charges but excludes the entry charge that may be paid on the purchase of an investment.
- The fund was launched in July 2006.
- The share class was launched in July 2006
- Performance is calculated on a total return basis in Pounds Sterling.

## Practical information

Documents	<p>Copies of the latest Value Assessment report, Prospectus and the Annual and Semi-Annual reports for the LF Lindsell Train UK Equity Fund may be obtained from <a href="http://www.linkfundsolutions.co.uk">www.linkfundsolutions.co.uk</a> or by writing to Link Fund Solutions Limited, PO Box 389, Darlington, DL1 9UF. These documents are available in English and are free of charge.</p> <p>Details of Link Fund Solutions' Remuneration Code are available on the website <a href="http://www.linkfundsolutions.co.uk">www.linkfundsolutions.co.uk</a>. This sets out a description of how remuneration and benefits are calculated and the identities of persons responsible for awarding the remuneration and benefits. A paper copy is available free of charge on request.</p>
Prices of shares and further information	The latest published prices of shares in the fund and other information, including how to buy and sell shares are available from <a href="http://www.linkfundsolutions.co.uk">www.linkfundsolutions.co.uk</a> or during normal business hours from Link Fund Solutions Limited, PO Box 389, Darlington, DL1 9UF or by calling 0345 608 1457.
Depository	The Bank of New York Mellon (International) Limited
Tax	UK tax legislation may have an impact on your personal tax position.

This fund is authorised in the United Kingdom and regulated by the Financial Conduct Authority. Link Fund Solutions Limited is authorised in the United Kingdom and regulated by the Financial Conduct Authority.

This key investor information is accurate as at 02/05/2022.

This document provides you with key investor information about this fund. It is not marketing material. The information is required by law to help you understand the nature and the risks of investing in this fund. You are advised to read it so you can make an informed decision about whether to invest.

## Royal London Sterling Credit Fund (Accumulation - Class Z Shares)

A sub-fund of Royal London Bond Funds ICVC ISIN: GB00BKLJX955  
Managed by Royal London Unit Trust Managers Limited

### Objectives and investment policy

**Objective** The Fund's investment objective is to achieve a total return (combination of capital growth and income) over the medium term (3-5 years) by investing at least 80% in corporate bonds, which will mainly be valued in sterling.

The Fund's performance target is to outperform, after the deduction of charges, the iBoxx Sterling Non-Gilts Total Return GBP Index (the "Index") over a rolling 5-year period. For further information on the Fund's index, please refer to the Prospectus.

The Fund is actively managed.

**Policy** At least 80% of the Fund will be invested in corporate bonds denominated in sterling or hedged back to sterling.

The remainder of the Fund's assets may be invested in a range of securities, including government bonds, index-linked bonds, securitisations, supranational bonds, agency bonds, preference shares, floating-rate notes, asset-backed securities and bonds denominated in currencies other than sterling.

A limited amount may be invested in other transferable securities, money market instruments and exchange-traded funds.

The Fund may also hold a small amount of its portfolio in derivatives (investments that derive their value from another closely related underlying investment) for the purposes of efficient portfolio management.

Cash is unlikely to exceed 5% of assets.

**Recommendation** The Fund may not be appropriate for investors who plan to withdraw their money within 7 years.

### Concepts to understand

**Bonds** are defined as fixed-income investments issued as debt by companies and public bodies to raise finance. Investors in bonds receive a previously agreed, non-variable interest payment until the investment matures. Corporate bonds are those issued by companies to raise finance.

**Total Return** A total return is a combination of capital growth and income. Capital growth is defined as the rise in an investment's value over time and income as the payment an investment generates, such as dividends or bond coupons.

**Rolling 5 Year Period** A rolling 5-year period is any period of five years, no matter which day you start on.


**Hedging** reduces risk by protecting an investment with another related investment.

**Efficient Portfolio Management** A list of approved investment techniques, including the use of derivatives, used to protect against excessive risk, reduce cost or generate extra income or growth.

*You can buy and sell your shares on each working day, except public holidays, at 12:00 noon if you tell us before 12:00 noon that you want to do so. Instructions received after 12:00 noon will be processed at 12:00 noon on the following working day.*

Other share classes may be available as described in the Prospectus. If this is an income share class, any income will be paid out to you. If this is an accumulation share class, any income will be reinvested in the Fund.

### Risk and reward profile



The fund is shown in risk category 4 because its simulated price has shown a medium level of volatility historically. The SRRI was calculated using some synthetic data and may not be a reliable indication of the future risk profile. As an investment, bonds are typically more volatile than money market instruments but less volatile than shares. Bonds issued by corporations are typically more volatile than bonds issued by governments.

The risk and reward indicator is not a measure of the expected rise or fall in capital but shows how sharply the Fund's share price has gone up and down historically.

A fund whose share price has experienced sharp or large increases or decreases will sit in a higher risk category, whereas a fund whose share price has experienced small or gradual increases or decreases will sit in a lower risk category.

The indicator is calculated using a standard methodology derived from EU rules.

The risk/reward indicator is an estimate and not a guarantee. Going forward, the Fund's actual volatility could be higher or lower, and its rated risk/reward profile could change. The lowest risk category does not mean the investment is risk free.

The risk indicator does not adequately capture the following risks, which are materially relevant to the Fund:

**Investment Risk** The value of investments and any income from them may go down as well as up and is not guaranteed. Investors may not get back the amount invested.

**Credit Risk** Should the issuer of a fixed income security become unable to make income or capital payments, or their rating is downgraded, the value of that investment will fall. Fixed income securities that have a lower credit rating can pay a higher level of income and have an increased risk of default.

**EPM Techniques** The Fund may engage in EPM techniques including holdings of derivative instruments. Whilst intended to reduce risk, the use of these instruments may expose the Fund to increased price volatility.

**Interest Rate Risk** Fixed interest securities are particularly affected by trends in interest rates and inflation. If interest rates go up, the value of capital may fall, and vice versa. Inflation will also decrease the real value of capital.

**Liquidity Risk** In difficult market conditions the value of certain fund investments may be difficult to value and harder to sell, or sell at a fair price, resulting in unpredictable falls in the value of your holding.

**Counterparty Risk** The insolvency of any institutions providing services such as safekeeping of assets or acting as counterparty to derivatives or other instruments, may expose the Fund to financial loss.

**Charges from Capital Risk** Charges are taken from the capital of the Fund. Whilst this increases the yield, it also has the effect of reducing the potential for capital growth.

## Charges

The charges you pay are used to pay the costs of running the Fund, including the costs of marketing and distributing the Fund. These charges reduce the potential growth of the investment.

### One-off charges taken before or after you invest:

Entry charge	None
--------------	------

Exit charge	None
-------------	------

### Charges taken from the fund over a year:

Ongoing charge	0.35%
----------------	-------

### Charges taken from the fund under specific conditions:

Performance fee	None
-----------------	------

The entry and exit charge is the maximum that might be taken out of your money before it is invested or before the proceeds of your investment are paid out.

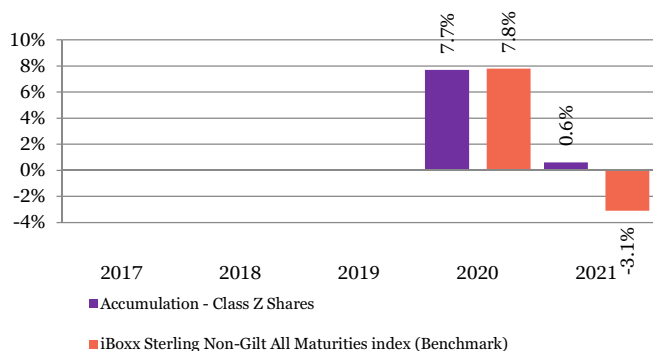
Ongoing charge is based on the Fund Management Fee (FMF), which is the periodic fee paid to the ACD to cover the expenses of the Fund. This figure does not include portfolio transaction costs. Ongoing charges are the same for all investors in the share class.

## Past performance

The graph shows fund performance over the past 5 years where available. The figure for a given year shows how much the Fund increased or decreased in value during that year. These results reflect ongoing charges taken from the Fund, but do not reflect any entry charges you might have to pay.

The Fund was launched on 1 September 2008 as a unit trust and converted to an open-ended investment company (OEIC) on 30 October 2009. The share class was launched on 1 October 2019.

The Royal London Sterling Credit Fund  
(Accumulation - Class Z Shares) in GBP



Source: RLAM and DataStream as at 31 December 2021

Past performance is not a guide to future performance and may not be repeated.

The chart shows performance in British Pounds after the ongoing charges and the portfolio transaction costs have been paid. Entry and exit charges are excluded from calculations of past performance.

## Practical information

**Depositary:** HSBC Bank plc

**Additional Information:** This Key Investor Information Document (KIID) may not contain all the information you need. For additional information on this fund (including the Supplementary Information Document), on other share classes of this fund and on other funds, or to obtain a free copy of the Fund's Prospectus or the annual and semi-annual shareholder reports, call the information line or write to the registered office, details of which are below. Alternatively, visit [www.rlam.co.uk](http://www.rlam.co.uk). The Prospectus and shareholder reports are in English.

This document describes one share class of the Fund. The Prospectus and annual and semi-annual shareholder reports are prepared for the entire fund across all share classes.

For fund performance and most recent share price, visit [www.rlam.co.uk](http://www.rlam.co.uk).

Should you wish to switch share classes or funds, please see the "Switching" section of the Prospectus for details.

**Tax:** Investors should note that the tax legislation that applies to the Fund may have an impact on the personal tax position of their investment in the Fund. Contact your adviser to discuss tax treatment, suitability of this investment, and other questions.

**Notices:** Royal London Unit Trust Managers Limited may be held liable solely on the basis of any statement contained in this document that is misleading, inaccurate or inconsistent with the relevant parts of the Prospectus.

The Prospectus and long reports (shareholder reports) are prepared for the entire company. The assets and liabilities of each sub-fund are segregated by law. Therefore, the assets of the Fund belong exclusively to it and are not available to meet the liabilities of any other fund of Royal London Bond Funds ICVC.

The Fund is authorised in the United Kingdom and regulated by the Financial Conduct Authority, Royal London Unit Trust Managers Limited is authorised and regulated by the Financial Conduct Authority.

Details of the Company's remuneration policy are available at [www.rlam.co.uk](http://www.rlam.co.uk) including: (a) a description of how remuneration and benefits are calculated; and (b) the identities of persons responsible for awarding remuneration and benefits. A paper copy of these details may be obtained, free of charge, on request from the Company, at the address below.

**Address:** Royal London Asset Management  
55 Gracechurch Street, London EC3V 0RL

**Telephone:** 03456 04 04 04

**Website:** [www.rlam.co.uk](http://www.rlam.co.uk)

A member of the Investment Association

**Publication Date:** This Key Investor Information is accurate as at 11 February 2022

This document provides you with key investor information about this fund. It is not marketing material. The information is required by law to help you understand the nature and the risks of investing in this fund. You are advised to read it so you can make an informed decision about whether to invest.

# Schroder Asian Income Fund

## an Authorised Unit Trust of Schroder Unit Trusts Limited

### Class L Accumulation GBP (GB00BDD29732)

This fund is managed by Schroder Unit Trusts Limited, which is a member of the Schroders Group.

#### Objectives and investment policy

##### Objectives

The fund aims to provide income and capital growth in excess of the MSCI AC Pacific ex Japan (Net Total Return) index (after fees have been deducted) over a 3 to 5 year period by investing in equities of Asia Pacific companies excluding Japan but including Australia and New Zealand.

##### Investment Policy

The fund is actively managed and invests at least 80% of its assets in equities of Asia Pacific companies, excluding Japan but including Australia and New Zealand, which offer dividend payments.

The fund may also invest directly or indirectly in other securities (including in other asset classes), countries, regions, industries or currencies, collective investment schemes (including Schroder funds), warrants and money market instruments, and hold cash.

The fund may use derivatives with the aim of reducing risk or managing the

fund more efficiently.

##### Benchmark

The fund's performance should be assessed against its target benchmark, being to exceed the MSCI AC Pacific ex Japan (Net Total Return) index, and compared against the Investment Association Asia Pacific ex Japan sector average return. The investment manager invests on a discretionary basis and is not limited to investing in accordance with the composition of this benchmark.

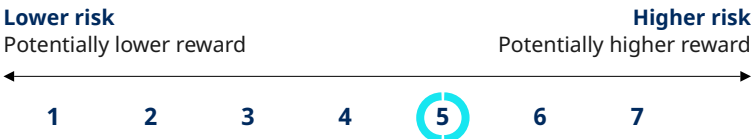
##### Dealing Frequency

You may redeem your investment upon demand. This fund deals daily.

##### Distribution Policy

This unit class accumulates income received from the fund's investments, meaning it is kept in the fund and its value is reflected in the price of the unit class.

#### Risk and reward profile



##### The risk and reward indicator

The risk category was calculated using historical performance data and may not be a reliable indicator of the fund's future risk profile.

The fund's risk category is not guaranteed to remain fixed and may change over time.

A fund in the lowest category does not mean a risk-free investment.

The fund is in this category because it can take higher risks in search of higher rewards and its price may rise and fall accordingly.

##### Risk factors

Currency risk: The fund may lose value as a result of movements in foreign exchange rates.

Emerging Markets & Frontier risk: Emerging markets, and especially frontier

markets, generally carry greater political, legal, counterparty, operational and liquidity risk than developed markets.

Liquidity risk: In difficult market conditions, the fund may not be able to sell a security for full value or at all. This could affect performance and could cause the fund to defer or suspend redemptions of its shares.

Operational risk: Operational processes, including those related to the safekeeping of assets, may fail. This may result in losses to the fund.

Performance risk: Investment objectives express an intended result but there is no guarantee that such a result will be achieved. Depending on market conditions and the macro economic environment, investment objectives may become more difficult to achieve.

IBOR: The transition of the financial markets away from the use of interbank offered rates (IBORs) to alternative reference rates may impact the valuation of certain holdings and disrupt liquidity in certain instruments. This may impact the investment performance of the fund.

Derivatives risk: Derivatives may be used to manage the portfolio efficiently. A derivative may not perform as expected, may create losses greater than the cost of the derivative and may result in losses to the fund.



## Charges

One-off charges taken before or after you invest	
Entry charge	None
Exit charge	None
This is the maximum that might be taken out of your money before it is invested or before the proceeds of your investment are paid out.	
Charges taken from the fund over a year	
Ongoing charges	0.82%
Charges taken from the fund under certain specific conditions	
Performance fee	
None	

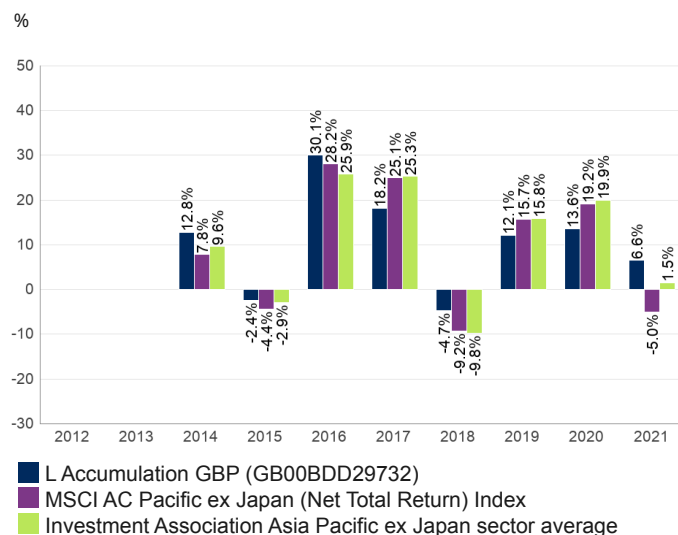
The charges you pay are used to pay the costs of running the fund, including the costs of marketing and distributing it. These charges reduce the potential growth of your investment.

The entry and exit charges shown are maximum figures and in some cases you might pay less. You can find out the actual entry and exit charges from your financial advisor.

The ongoing charges figure is based on the last year's expenses for the year ending December 2021 and may vary from year to year. The ongoing charge figure excludes portfolio transaction costs. The charges are mostly, if not exclusively, the Schroders Annual Charge (as may be discounted for retail unit classes depending on the size of the fund) but certain additional expenses may be charged as set out in the prospectus. The Schroders Annual Charge (without any discount) for this unit class of the fund is 0.84%. The fund's annual report for each financial year will include details on the exact charges made including any discounts.

Please see the prospectus for more details about the charges.

## Past performance



Past performance is not a guide to future performance and may not be repeated. The value of investments may go down as well as up and you may not get back the amount you originally invested.

The chart shows performance in British pound after the ongoing charges and the portfolio transaction costs have been paid.

The fund was launched on 19/02/1990.

The shareclass was launched on 01/10/2013.

Performance figures are only available since the launch of the respective share class.

## Practical information

**Trustee:** J. P. Morgan Europe Ltd.

**Further Information:** You can get further information about this fund, including the prospectus, latest annual report, any subsequent half-yearly reports and the latest price of units from [www.schroders.com/ukinvestor](http://www.schroders.com/ukinvestor) and from Schroders, PO Box 1402, Sunderland, SR43 4AF, England, telephone 0800 182 2399. They are in English, free of charge.

**Tax Legislation:** The fund is subject to UK tax legislation which may have an impact on your personal tax position.

**Liability:** Schroder Unit Trusts Ltd may be held liable solely on the basis of any statement contained in this document that is misleading, inaccurate or inconsistent with the relevant parts of the fund's prospectus.

**Switches:** Subject to conditions, you may apply to switch your investment into another unit class within this fund or in another Schroder fund. Please see the

prospectus for more details.

**Remuneration Policy:** A summary of Schroders' remuneration policy and related disclosures is at [www.schroders.com/remuneration-disclosures](http://www.schroders.com/remuneration-disclosures). A paper copy is available free of charge upon request.

The policy includes a description of how remuneration and benefits are calculated & the identities of persons responsible for awarding the remuneration and benefits.

**Glossary:** You can find an explanation of some of the terms used in this document at [www.schroders.com/ukinvestor/glossary](http://www.schroders.com/ukinvestor/glossary).

**Benchmark:** The target benchmark has been selected because it is representative of the type of investments in which the fund is likely to invest, and it is, therefore, an appropriate target in relation to the return that the fund aims to provide. The comparator benchmark has been selected because the investment manager believes that this benchmark is a suitable comparison for performance purposes given the fund's investment objective.



## Key Investor Information

*This document provides you with key investor information about this Fund. It is not marketing material. The information is required by law to help you understand the nature and risks of investing in this Fund. You are advised to read it so you can make an informed decision about whether to invest.*

### TwentyFour Corporate Bond Fund (the "Fund") GBP I Accumulation Class (ISIN: IE00BSMTGG87)

The Fund is a sub-fund of TwentyFour Global Investment Funds plc (the "Company")

The Company is managed by KBA Consulting Management Limited (the "Manager")

## Investment Objectives and Investment Policy

The Fund aims to generate a return greater than the median return (the return which is the mid-point between the lowest and highest returns over the relevant term) of the UK's Investment Association's (IA) £ Corporate Bond Sector over the medium to long-term based on a combination of income (income received through its investments such as interest received on bonds) and capital growth (the increase in value/price of investments held by the Fund). The Fund is actively managed, meaning that investment decisions are made on a discretionary basis. The Fund is managed with reference to the IA £ Corporate Bond Sector.

To fall within an IA sector, a fund has to fulfil certain criteria set out by the IA. As at the date of this document, the IA £ Corporate Bond Sector specifications say that to be considered for this sector a fund should invest at least 80% of its assets in sterling denominated (or hedged back to Sterling) investment grade (meaning any investment with a rating of at least Baa3 from Moody's, BBB- from Standard & Poor's, or BBB- from Fitch or higher – these are agencies that rate creditworthiness) corporate bond securities (debt issued by companies). As such, the majority of the Fund's investments will be components of and have similar weightings to the IA £ Corporate Bond Sector. The Investment Manager may use its discretion to invest in securities not included in the IA £ Corporate Bond Sector to take advantage of specific investment opportunities with the aim of outperforming the IA £ Corporate Bond Sector. In addition, the Fund may use the iBoxx GBP Corporate Bond Index as a secondary reference benchmark in marketing materials as against which performance of the Fund may be compared.

While the Fund will primarily invest in investment grade sterling denominated bonds, or bonds denominated in currencies other than sterling but hedged to sterling, it may also invest a portion of its portfolio (but not exceeding 20% of the Net Asset Value (NAV) of the Fund) in high yield issues.

High yield issues (or bonds) are typically considered to have a comparatively higher risk of default than investment grade bonds, and therefore would have a lower credit rating. Investing into these issues will increase the level of risk inherent in the Fund.

Investments will be selected based on: (1) how they affect the Fund in meeting the specifications of the IA £ Corporate Bond Sector; (2) the Investment Manager's analysis of their potential to provide the Fund with income and/or capital growth; and (3) their ability to contribute towards the investment objective. The Fund will not invest in other collective investment schemes.

The Fund may invest in financial derivatives (investments which allow the Fund exposure to an asset through a financial contract rather than investing directly in the asset) to try and reduce the effect of exchange rate movements on the Fund's investments, and to manage risks. A full list of the financial derivatives which the Fund may utilise is set out in section entitled 'Investment Policies' in the supplement to the prospectus.

You can buy and sell shares on any dealing day in London and Dublin.

If you purchase the accumulation share class, you will not receive an income payment directly. Instead, any income generated in respect of an accumulation share class will be automatically reinvested into your holding, and added to the assets of the Fund, and so will be reflected in the price of each accumulation share.

**Recommendation: this Fund may not be appropriate for investors who plan to withdraw their money within 5 years.**

**For the full investment objective and policy details, please read the prospectus fully.**

## Risk and Reward Profile

1	2	3	4	5	6	7
lower potential risk/rewards			higher potential risk/rewards			

The indicator above illustrates the position of this Fund on a standard risk/reward category scale. This indicator is based on historical data and may not be a reliable indication of the Fund's future risk profile.

The risk and reward category shown is not guaranteed to remain unchanged and may shift over time. The lowest category does not mean investment is "risk free". All investment comes with risk, and you may lose the amount you invest. This indicator is not a measure of the risk that you may lose the amount you have invested.

The Fund is currently in category 3 (denoting a lower risk investment) because it invests primarily in bonds which are investment grade.

The indicator above does not take account of the following risks of investing in the Fund:

**Capital Loss** – the risk that the value of your investment may decrease, and you may not get back the original amount invested.

**Interest Rate Risk** – as interest rates rise, bond prices typically fall. And vice versa.

**Inflation Risk** – if inflation increases, your investment return may decrease.

**Credit and Counterparty Risk** – the risk that the issuer of a debt security, or a counterparty to a derivatives contract may not be able to meet interest, principal or settlement payments or otherwise honour its obligations. This would cause losses to the Fund. There is no guarantee that an asset which provides security for a bond will maintain its value.

**Liquidity Risk** – there is a risk that market conditions may affect the Fund's ability to buy or sell assets at the price the Fund would like.

**Currency Risk** – investing overseas can bring about additional returns and spread risk to different markets, but there are risks that changes in currency rates may cause the value of your investment to change. Any currency risk reduction techniques may have an effect on the value of your investment.

**Derivative Risk** – derivatives are complex instruments. We can, and sometimes do, use derivatives to help reduce risk, but we may not be fully successful. Derivatives can also reduce investment gains, and may result in greater fluctuations of the Fund's NAV.

**For more information on pertinent investment risks, please read the section entitled 'Risk Factors' in the prospectus.**

## Charges

The charges you pay are used to pay the costs of running the Fund, including, for example, the costs of marketing and distributing it. These charges will reduce the potential growth of your investment.

### One-off charges taken before or after you invest:

Entry charge:	0.00%
Exit charge:	0.00%

This is the maximum that might be taken out of your money before it is invested, or before the proceeds of your investment are paid out.

### Charges taken from the Fund over a year:

Ongoing charges:	0.36%
------------------	-------

### Charges taken from the Fund under certain specific conditions:

No performance fee will be payable to the Investment Manager.

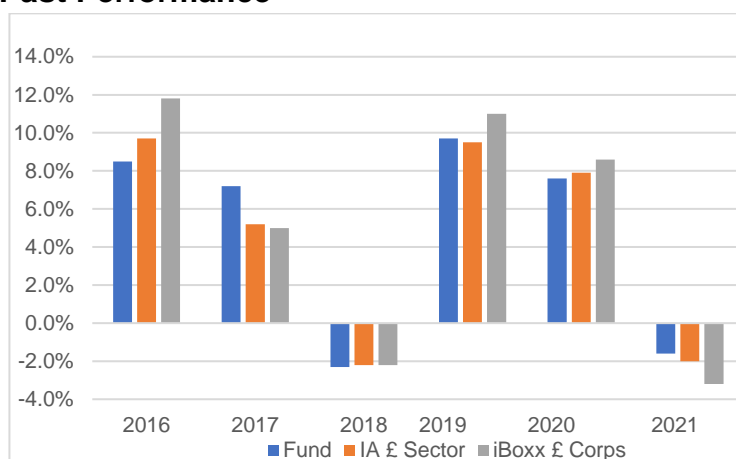
While the Fund does not charge an entry or exit fee, an additional charge may be applied to your investment to meet any transaction costs. Please speak with your financial adviser or distributor for actual entry/exit charge details.

The ongoing charges figure is based on the expenses for the year ending 31 December 2021. It excludes portfolio transaction costs and performance fees (if any). This figure may vary from year to year.

Ongoing charges will be taken from the capital of the Fund (rather than income) and accordingly may affect future capital growth of the Fund and future returns may be diminished.

**More detailed information on charges can be found in the prospectus under the section entitled 'Fees and Expenses'.**

## Past Performance



Past performance is calculated in sterling. The past performance calculation does not take into account any entry and exit charges, but does take into account the ongoing charges referred to above.

Past performance is not a guide to future performance.

The benchmark of the Fund is the IA £ Corporate Bond Sector. The secondary reference benchmark is the iBoxx GBP Corporate Bond Index.

The Fund was authorised by the Central Bank of Ireland on 28 November 2014.

Fund launch date: 15 January 2015.

Share/unit class launch date: 15 January 2015.

	2016	2017	2018	2019	2020	2021
Fund	8.5%	7.2%	-2.3%	9.7%	7.6%	-1.6%
IA £ Sector	9.7%	5.2%	-2.2%	9.5%	7.9%	-2.0%
iBoxx £ Corps	11.8%	5.0%	-2.2%	11.0%	8.6%	-3.2%

## Practical Information

Northern Trust Fiduciary Services (Ireland) Limited acts as depositary to the Fund.

Further information about the Fund and copies of the prospectus, annual and half yearly reports of the Company may be obtained free of charge in English upon request from 32 Molesworth Street, Dublin 2, the registered office of the Company.

The Net Asset Value per share shall be made public at the office of the administrator on each dealing day.

The Company has segregated liability between its funds and as such your investment in the Fund will not be affected by claims against any other sub-fund of the Company and any liability incurred on behalf of or attributable to any fund shall be discharged solely out of the assets of that fund. This document relates only to the share class of the Fund referred to on page 1 and not any other share classes that may exist. Subject to any restrictions on the eligibility of investors for a particular share class, a shareholder in the Fund may be able at any time to switch all or some of his/her shares into another class or fund in the Company. Please see the prospectus for full details.

You should be aware that tax legislation in Ireland (where the Fund is authorised) may affect your personal tax position.

The Manager may be held liable solely on the basis of any statement contained in this document that is misleading, inaccurate or inconsistent with the relevant parts of the prospectus for the Company.

Details of the up-to-date remuneration policy of the Manager (including a description of how remuneration and benefits are calculated and the identity of persons responsible for awarding the remuneration and benefits) are available on [www.kbassociates.ie](http://www.kbassociates.ie). A paper copy will be made available upon request and free of charge by the Company.

The Company and the Manager are authorised in Ireland and regulated by the Central Bank of Ireland.

In order to ensure that the Fund operates at the optimum size for the Fund's strategy, the Directors have exercised their discretion and may apply a restriction on new investors subscribing into the Fund. For further information relating to this subscription restriction, you should contact [sales@twentyfouram.com](mailto:sales@twentyfouram.com).

This Key Investor Information is accurate as at 21 February 2022.

# Key Investor Information



This document provides you with key investor information about this fund. It is not marketing material. The information is required by law to help you understand the nature and the risks of investing in this fund. You are advised to read it so you can make an informed decision about whether to invest.

## Vanguard Global Emerging Markets Fund (the "Fund")

A sub-fund of Vanguard® Investments Funds ICVC

## GBP Accumulation

ISIN: GB00BZ82ZY13

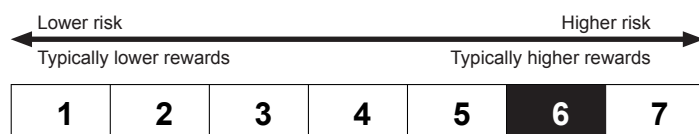
Authorised Corporate Director: Vanguard Investments UK, Limited ("VIUK")

## Objectives and investment policy

- The Fund seeks to provide an increase in the value of investments over the long-term (more than 5 years).
- The Fund seeks to achieve its investment objective by investing primarily in shares of companies located in emerging markets around the world. Under normal circumstances, at least 80% of the Fund's assets will be invested in shares of such companies. A company is considered to be located in an emerging market country if it is organised under the laws of, or has a principal office in, an emerging country; if it has a class of securities whose principal securities market is in an emerging country; if it derives 50% or more of its total revenue from goods produced, sales made, or services provided in one or more emerging countries; or if it maintains 50% or more of its assets in one or more emerging countries. The Investment Adviser has discretion to determine which countries are regarded as emerging markets, although those classified by the International Monetary Fund (IMF) as emerging or developing economies will typically be included, together with other countries having similar characteristics. Emerging markets are countries that are progressing toward becoming advanced, usually shown by some development in financial markets, the existence of some form of stock exchange and a regulatory body.
- The Fund is an active fund whereby its multi-manager structure comprises three independent sub-investment advisers managing approximately equal portions of the Fund's investments. Each investment adviser uses their expertise to pick investments to achieve the Fund's objectives. The Fund will be constrained by the FTSE Emerging Index (the "Index"), to a limited extent, with regard to its investment in sectors and country exposure. However, whilst the Fund may invest in components of the Index, it is not tracking the Index and the Fund will hold investments that are not components of the Index.
- The Fund typically invests in a diverse range of companies representing different economic sectors and industry groups across the spectrum of large, mid and small cap value securities, chosen mainly on the basis of an investment approach that focuses on analysing individual shares rather than stock markets. The Fund's holdings will comprise a mix of investments in companies whose earnings are expected to grow faster than their peers in the market (known as 'growth stocks') and those that are considered to have been undervalued by the market (known as 'value stocks') selected from the world's emerging markets.
- The Fund may also have exposure to bonds and other fixed income securities, other collective investment schemes (which themselves invest in securities which are consistent with the Fund's objective), money market instruments (i.e. investments usually issued by banks or governments that are a short term loan to the issuer by the buyer), deposits, and warrants (which provide the holder with the right, but not the obligation, to purchase a share at a fixed price or amount at a fixed time in the future).
- The Fund attempts to remain fully invested and hold small amounts of cash except in extraordinary market, political or similar conditions where the Fund may temporarily depart from this investment policy.
- The Fund may use derivatives (i.e. a financial contract whose value is based on the value of a financial asset (such as a share, bond, or currency) or a market index) in order to reduce risk or cost and/or generate extra income or growth (known as "efficient portfolio management").
- The currency of the share class is GBP. The Fund invests in shares which are denominated in currencies other than the share class currency. Movements in currency exchange rates can affect the return of investments.
- The Fund may not be appropriate for short-term investment. Long-term is generally considered to mean at least five years.
- Income from the Fund will be reinvested and reflected in the price of shares in the Fund.
- Portfolio transaction costs will have an impact on performance.
- Shares in the Fund can be bought or sold on a daily basis (save on certain bank holidays or public holidays and subject to certain restrictions described in Appendix 1 of the Prospectus) by submitting an application in writing or by telephone. A full list of the days on which units in the Fund cannot be sold is available on:  
<https://global.vanguard.com/portal/site/loadPDF?country=global&docId=11627>

**For further information about the objectives and investment policy of the Fund and Vanguard's relationship with the Index provider, please see Appendix 1 and the "Disclaimer" section of the Vanguard Investments Funds ICVC Prospectus (the "Prospectus"). See the Practical Information Section for details of how to obtain a copy of the Prospectus.**

## Risk and reward profile



- This indicator is based on historical data and may not be a reliable indication of the future risk profile of the Fund.
- The risk category shown is not guaranteed and may change over time.
- The lowest category does not mean "risk free".
- The Fund is rated 6 due to the nature of its investments which include the risks listed below. These factors may impact the value of the Fund's investments or expose the Fund to losses.
  - The value of equities and equity-related securities can be affected by daily stock market movements. Other influential factors include political, economic news, company earnings and significant corporate events.
  - Movements in currency exchange rates can adversely affect the return of your investment.
  - Emerging markets are generally more sensitive to economic and political conditions than developed markets. Other factors include greater 'Liquidity Risk', restrictions on investment or transfers of assets and failed/delayed delivery of securities or payments to the Fund.

### The risk and reward indicator does not take account of the following risks of investing in the Fund:

- Counterparty risk. The insolvency of any institutions providing services such as safekeeping of assets or acting as counterparty to derivatives or other instruments, may expose the Fund to financial loss.
- Liquidity risk. Lower liquidity means there are insufficient buyers or sellers to allow the Fund to sell or buy investments readily which could cause the Fund to incur higher costs when buying or selling investments or could mean that the Fund is not able to buy or sell investments when it would like to do so.
- Use of derivatives. The use of derivatives could increase or reduce

exposure to underlying assets and result in greater fluctuations of the Fund's net asset value.

**For further information on risks please see the "Risk Factors" section of the Prospectus on our website at <https://global.vanguard.com>**

## Charges

The charges you pay are used to pay the costs of running the Fund, including the costs of marketing and distributing it. These charges reduce the potential growth of your investment.

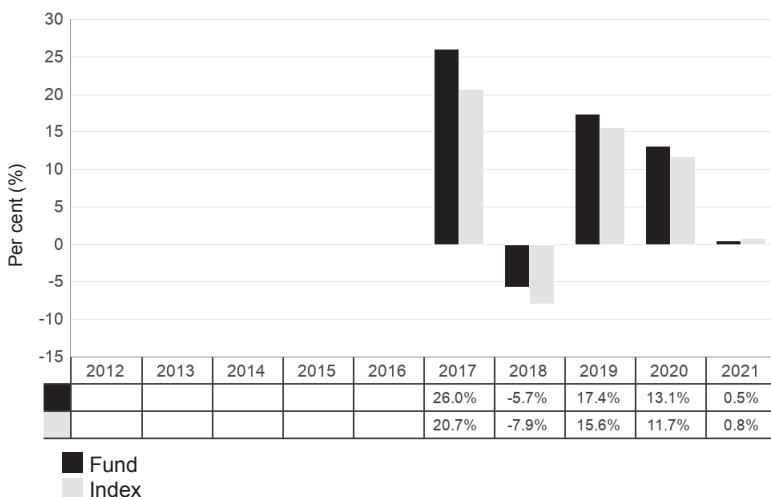
One-off charges taken before or after you invest	
Entry charge	None
Exit charge	None
This is the maximum that might be taken out of your money before it is invested / before the proceeds of your investment are paid out.	
Charges taken from the Fund over a year	
Ongoing charges	0.78%
Charges taken from the Fund under certain specific conditions	
Performance fee	None

The entry and exit charges shown are maximum figures and in some cases you might pay less. Investors can find out the actual entry and exit charges from their distributor.

The ongoing charges figure is based on expenses for the year ended 31 December 2021. This figure may vary from year to year. It excludes portfolio transaction costs.

**For further information about charges please see the sections entitled "Buying Shares", "Redeeming Shares", "Charges and Expenses", "Dilution Adjustment" and Appendix 1 of the Prospectus on our website at <https://global.vanguard.com>**

## Past performance



### • Past performance:

1. **Is not a reliable indication of future performance.**
  2. Includes ongoing charges and the reinvestment of income. It excludes entry and exit fees.
  3. Has been calculated in GBP.
- Shares in the Fund were first issued in 2016. This share class was launched in 2016.

## Practical information

- **Depository:** The Vanguard Investments Funds ICVC ("VIF") depository is State Street Trustees Limited.
- **Documents, prices of shares and further information:** You can obtain copies of the Prospectus and the latest annual and semi-annual report and accounts for VIF, along with the latest published prices of shares and other information on the Fund, from our website at <https://global.vanguard.com>. These documents are available in English and are free of charge.
- **Sub-funds:** VIF is an umbrella fund with segregated liability between sub-funds. This means that the assets of the Fund are maintained separately under law from the assets of the other sub-funds of VIF, and each sub-fund is insulated from any liabilities or claims associated with the other sub-funds.
- **Prices:** The last published prices of units in the Fund are also available from the FT's website [www.ft.com](http://www.ft.com) or <https://global.vanguard.com>
- **Shares:** The Fund is part of VIF and has both accumulation and income shares. You may switch some or all of your shares of one type, to shares of another type within the same Fund, or between other funds of VIF. An entry charge may apply. Details of switching are provided in the Prospectus.
- **Tax:** VIF is subject to the tax laws of United Kingdom. Depending on your country of residence, this may have an impact on your personal tax position. You are recommended to consult your professional tax adviser.
- **Liability:** VIUK may be held liable solely on the basis of any statement contained in this document that is misleading, inaccurate or inconsistent with the relevant parts of the Prospectus for this Fund.
- **Remuneration policy:** Details of the Vanguard European Remuneration Policy are available at <https://global.vanguard.com/portal/site/portal/ucits-investment-information> including: (a) a description of how remuneration and benefits are calculated; and (b) the identities of persons responsible for awarding remuneration and benefits. A paper copy of these details may be obtained, free of charge, on request from the Head of Human Resources, Europe; Vanguard Asset Services, Limited; 4th Floor; The Walbrook Building; 25 Walbrook; London EC4N 8AF.



# Key Investor Information



This document provides you with key investor information about this fund. It is not marketing material. The information is required by law to help you understand the nature and the risks of investing in this fund. You are advised to read it so you can make an informed decision about whether to invest.

## Vanguard U.K. Investment Grade Bond Index Fund (the "Fund")

A sub-fund of Vanguard Investment Series Plc

Institutional Plus GBP Dist

ISIN: IE00BPT2BT73

Manager: Vanguard Group (Ireland) Limited ("VGIL")

## Objectives and investment policy

- The Fund employs a passive management – or indexing – investment approach and seeks to track the performance of the Bloomberg GBP Non-Government Float Adjusted Bond Index (the "Index").
- The Index includes Sterling-denominated investment-grade bonds, excluding UK government debt and government related bonds, with maturities greater than one year. Investment-grade bonds are generally bonds with a relatively low risk of default.
- The Fund attempts to:
  - Track the performance of the Index by investing in a portfolio of securities that, insofar as possible and practicable, consists of a representative sample of the component securities of the Index.
  - Remain fully invested except in extraordinary market, political or similar conditions.
- The Fund may use derivatives in order to reduce risk or cost and/or generate extra income or growth. The use of derivatives could increase or reduce exposure to underlying assets and result in greater fluctuations of the Fund's net asset value. A derivative is a financial contract whose value is based on the value of a financial asset (such as a share, bond, or currency) or a market index.
- The base currency of the Fund is GBP.
- The Fund may engage in short term secured lending of its investments to certain eligible third parties. This is used as a means of generating additional income and to off-set the costs of the Fund.
- The Fund may not be appropriate for short-term investment.
- Income from the Fund will be paid out.
- Portfolio transaction costs will have an impact on performance.
- Shares in the Fund can be bought or sold on a daily basis (save on certain bank holidays or public holidays and subject to certain restrictions described in Appendix 1 of the Prospectus) by submitting an application in writing. A full list of the days on which shares in the Fund cannot be sold is available on <https://global.vanguard.com/portal/site/loadPDF?country=global&dclid=11630>

**For further information about the objectives and investment policy of the Fund, as well as the limited relationship with the Index provider, please see Appendix 1 and Appendix 6 of the Vanguard Investment Series plc Prospectus (the "Prospectus") on our website at <https://global.vanguard.com>**

## Risk and reward profile



- This indicator is based on historical data and may not be a reliable indication of the future risk profile of the Fund.
- The risk category shown is not guaranteed and may change over time.
- The lowest category does not mean "risk free".
- The Fund is rated 4 due to the nature of its investments which include the risks listed below. These factors may impact the value of the Fund's investments or expose the Fund to losses.
  - The value of bonds and fixed income-related securities is affected by influential factors such as interest rates, inflation, credit spreads and volatility which, in turn, are driven by other factors including political, economic news, company earnings and significant corporate events.
  - Investment risk is concentrated in specific sectors, countries, currencies or companies. This means the Fund is more sensitive to any localised economic, market, political or regulatory events.

### The risk and reward indicator does not take account of the following risks of investing in the Fund:

- Counterparty risk. The insolvency of any institutions providing services such as safekeeping of assets or acting as counterparty to derivatives or other instruments, may expose the Fund to financial loss.
- Liquidity risk. Lower liquidity means there are insufficient buyers or sellers to allow the Fund to sell or buy investments readily which could cause the Fund to incur higher costs when buying or selling investments or could mean that the Fund is not able to buy or sell investments when it would like to do so.
- Credit risk. The issuer of a financial asset held within the Fund may not pay income or repay capital to the Fund when due.
- Index tracking risk. The Fund is not expected to track the performance of the Index at all times with perfect accuracy. The Fund is, however, expected to provide investment results that, before expenses, generally correspond to the price and yield performance of the Index.
- Index sampling risk. As the Fund uses an index sampling technique

whereby a representative sample of securities are selected to represent the Index, there is the risk that the securities selected for the Fund may not, in the aggregate, approximate the full Index.

- Inflation risk. The value of your investments may not be worth as much in the future due to changes in purchasing power resulting from inflation.

**For further information on risks please see the "Risk Factors" section of the Prospectus on our website at <https://global.vanguard.com>**



## Charges

The charges you pay are used to pay the costs of running the Fund, including the costs of marketing and distributing it. These charges reduce the potential growth of your investment.

One-off charges taken before or after you invest	
Entry charge	None
Exit charge	None
This is the maximum that might be taken out of your money before it is invested / before the proceeds of your investment are paid out.	
Charges taken from the Fund over a year	
Ongoing charges	0.06%
Charges taken from the Fund under certain specific conditions	
Performance fee	None

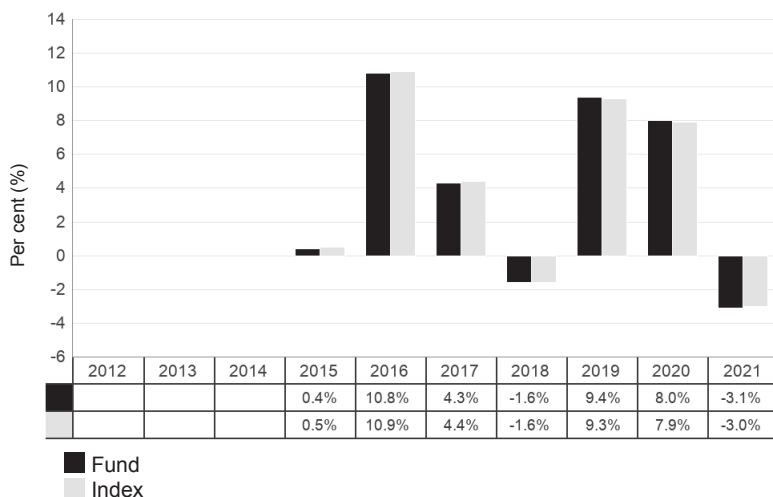
The entry and exit charges shown are maximum figures and in some cases you might pay less. Investors can find out the actual entry and exit charges from their distributor.

Investors can find out the actual entry and exit charges from their financial adviser.

The ongoing charges figure is based on expenses for the year ended 31 December 2021. This figure may vary from year to year. It excludes portfolio transaction costs.

**For further information about charges, please see the sections entitled "Buying Shares", "Redeeming Shares", "Fees and Expenses", Appendix 1, and the "Swing Pricing" section in Appendix 2 of the Prospectus on our website at <https://global.vanguard.com>**

## Past performance



### Past performance:

1. **Is not a reliable indication of future performance.**
  2. Includes ongoing charges and the reinvestment of income. It excludes entry and exit fees.
  3. Has been calculated in GBP.
- Shares in the Fund were first issued in 2007. This share class was launched in 2014.

## Practical information

- **Depository:** The Vanguard Investment Series plc ("VIS") depository is Brown Brothers Harriman Trustee Services (Ireland) Limited.
- **Documents, prices of shares and further information:** You can obtain copies of the Prospectus and the latest annual and semi-annual report and accounts for VIS, along with the latest published prices of shares and other information on the Fund, free of charge from Vanguard Investment Series plc c/o Brown Brothers Harriman Fund Administration Services (Ireland) Limited, 30 Herbert Street, Dublin 2, D02 W329, Ireland or from our website at <https://global.vanguard.com>. These documents are available in English only.
- **Sub-funds:** VIS is an umbrella fund with segregated liability between sub-funds. This means that the holdings of the Fund are maintained separately under Irish law from holdings of other sub-funds of VIS and your investment in the Fund will not be affected by any claims against any other sub-fund of VIS.
- **Prices:** The last published prices of units in the Fund are also available from the FT's website [www.ft.com](http://www.ft.com) or <https://global.vanguard.com>
- **Shares:** You may exchange your shares in the Fund for shares in any other sub-fund of VIS. An entry charge may apply. Details of switching are provided in the Prospectus.
- **Liability:** VGIL may be held liable solely on the basis of any statement contained in this document that is misleading, inaccurate or inconsistent with the relevant parts of the Prospectus for this Fund.
- **Tax:** VIS is subject to the tax laws of Ireland. Depending on your country of residence, this may have an impact on your personal tax position. You are recommended to consult your professional tax adviser.
- **Remuneration policy:** Details of VGIL's Remuneration Policy are available at <https://global.vanguard.com/portal/site/portal/ucits-investment-information>, including: (a) a description of how remuneration and benefits are calculated; and (b) the identities of persons responsible for awarding remuneration and benefits. A paper copy of these details may be obtained, free of charge, on request from VGIL at 70 Sir John Rogerson's Quay, Dublin 2, Ireland.

# Key Investor Information



This document provides you with key investor information about this fund. It is not marketing material. The information is required by law to help you understand the nature and the risks of investing in this fund. You are advised to read it so you can make an informed decision about whether to invest.

**Vanguard U.S. Equity Index Fund (the "Fund")**  
A sub-fund of Vanguard® Investments Funds ICVC

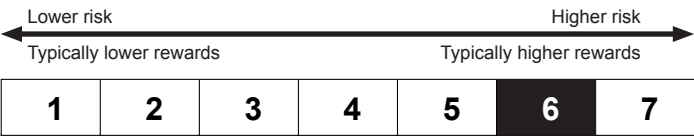
**Institutional Plus GBP Acc**  
**ISIN: GB00BPN5P238**  
Authorised Corporate Director: Vanguard Investments UK, Limited ("VIUK")

## Objectives and investment policy

- The Fund seeks to track the performance of the S&P Total Market Index (the "Index").
- The Index is a market-capitalisation weighted index representing the U. S. stock market, offering broad exposure to large, mid, small, and micro-size companies regularly traded on the New York Stock Exchange and the Nasdaq over-the-counter market.
- The Fund is a passive fund which means it takes the form of tracking a specific index in order to replicate its performance.
- The Index is comprised of large, mid, small and micro-sized company shares in the US.
- The Fund attempts to:
  - Track the performance of the Index by investing in a representative sample of Index constituent shares.
  - Remain fully invested and hold small amounts of cash except in extraordinary market, political or similar conditions where the Fund may temporarily depart from this investment policy.
- The Fund may use derivatives (i.e. a financial contract whose value is based on the value of a financial asset (such as a share, bond, or currency) or a market index) in order to reduce risk or cost and/or generate extra income or growth (known as "efficient portfolio management").
- The currency of the share class is GBP.
- The Fund invests in securities which are denominated in currencies other than the share class currency. Movements in currency exchange rates can affect the return of investments.
- The Fund may not be appropriate for short-term investment.
- Income from the Fund will be reinvested and reflected in the price of shares in the Fund.
- Portfolio transaction costs will have an impact on performance.
- Shares in the Fund can be bought or sold on a daily basis (save on certain

bank holidays or public holidays and subject to certain restrictions described in Appendix 1 of the Prospectus) by submitting an application in writing or by telephone. A full list of the days on which units in the Fund cannot be sold is available on:  
<https://global.vanguard.com/portal/site/loadPDF?country=global&docId=11627>  
**For further information about the objectives and investment policy of the Fund and Vanguard's relationship with the Index provider, please see Appendix 1 and the "Disclaimer" section of the Vanguard Investments Funds ICVC (the "Prospectus"). See the Practical Information Section for details of how to obtain a copy of the Prospectus.**

## Risk and reward profile



Fund's net asset value.  
**For further information on risks please see the "Risk Factors" section of the Prospectus on our website at <https://global.vanguard.com>**

- This indicator is based on historical data and may not be a reliable indication of the future risk profile of the Fund.
- The risk category shown is not guaranteed and may change over time.
- The lowest category does not mean "risk free".
- The Fund is rated 6 due to the nature of its investments which include the risks listed below. These factors may impact the value of the Fund's investments or expose the Fund to losses.
  - The value of equities and equity-related securities can be affected by daily stock market movements. Other influential factors include political, economic news, company earnings and significant corporate events.
  - Movements in currency exchange rates can adversely affect the return of your investment.
  - Investment risk is concentrated in specific sectors, countries, currencies or companies. This means the Fund is more sensitive to any localised economic, market, political or regulatory events.

**The risk and reward indicator does not take account of the following risks of investing in the Fund:**

- Counterparty risk. The insolvency of any institutions providing services such as safekeeping of assets or acting as counterparty to derivatives or other instruments, may expose the Fund to financial loss.
- Liquidity risk. Lower liquidity means there are insufficient buyers or sellers to allow the Fund to sell or buy investments readily which could cause the Fund to incur higher costs when buying or selling investments or could mean that the Fund is not able to buy or sell investments when it would like to do so.
- Index tracking risk. The Fund is not expected to track the performance of the Index at all times with perfect accuracy. The Fund is, however, expected to provide investment results that, before expenses, generally correspond to the price and yield performance of the Index.
- Index sampling risk. As the Fund uses an index sampling technique whereby a representative sample of securities are selected to represent the Index, there is the risk that the securities selected for the Fund may not, in the aggregate, approximate the full Index.
- Use of derivatives. The use of derivatives could increase or reduce exposure to underlying assets and result in greater fluctuations of the

## Charges

The charges you pay are used to pay the costs of running the Fund, including the costs of marketing and distributing it. These charges reduce the potential growth of your investment.

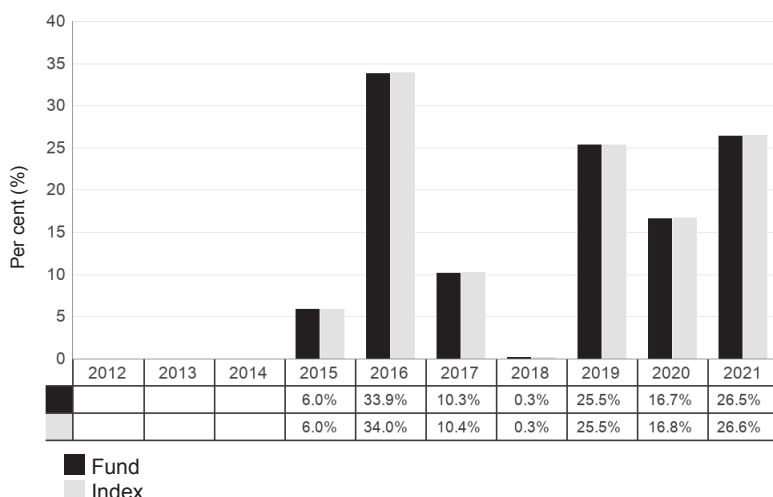
One-off charges taken before or after you invest	
Entry charge	None
Exit charge	None
This is the maximum that might be taken out of your money before it is invested / before the proceeds of your investment are paid out.	
Charges taken from the Fund over a year	
Ongoing charges	0.06%
Charges taken from the Fund under certain specific conditions	
Performance fee	None

The entry and exit charges shown are maximum figures and in some cases you might pay less. Investors can find out the actual entry and exit charges from their distributor.

The ongoing charges figure is based on expenses for the year ended 31 December 2021. This figure may vary from year to year. It excludes portfolio transaction costs.

**For further information about charges please see the sections entitled "Buying Shares", "Redeeming Shares", "Charges and Expenses", "Dilution Adjustment" and Appendix 1 of the Prospectus on our website at <https://global.vanguard.com>**

## Past performance



### • Past performance:

1. **Is not a reliable indication of future performance.**
  2. Includes ongoing charges and the reinvestment of income. It excludes entry and exit fees.
  3. Has been calculated in GBP.
- Shares in the Fund were first issued in 2009. This share class was launched in 2014.

## Practical information

- **Depositary:** The Vanguard Investments Funds ICVC ("VIF") depositary is State Street Trustees Limited.
- **Documents, prices of shares and further information:** You can obtain copies of the Prospectus and the latest annual and semi-annual report and accounts for VIF, along with the latest published prices of shares and other information on the Fund, from our website at <https://global.vanguard.com>. These documents are available in English and are free of charge.
- **Sub-funds:** VIF is an umbrella fund with segregated liability between sub-funds. This means that the assets of the Fund are maintained separately under law from the assets of the other sub-funds of VIF, and each sub-fund is insulated from any liabilities or claims associated with the other sub-funds.
- **Prices:** The last published prices of units in the Fund are also available from the FT's website [www.ft.com](http://www.ft.com) or <https://global.vanguard.com>
- **Shares:** The Fund is part of VIF and has both accumulation and income shares. You may switch some or all of your shares of one type, to shares of another type within the same Fund, or between other funds of VIF. An entry charge may apply. Details of switching are provided in the Prospectus.
- **Tax:** VIF is subject to the tax laws of United Kingdom. Depending on your country of residence, this may have an impact on your personal tax position. You are recommended to consult your professional tax adviser.
- **Liability:** VIUK may be held liable solely on the basis of any statement contained in this document that is misleading, inaccurate or inconsistent with the relevant parts of the Prospectus for this Fund.
- **Remuneration policy:** Details of the Vanguard European Remuneration Policy are available at <https://global.vanguard.com/portal/site/portal/ucits-investment-information> including: (a) a description of how remuneration and benefits are calculated; and (b) the identities of persons responsible for awarding remuneration and benefits. A paper copy of these details may be obtained, free of charge, on request from the Head of Human Resources, Europe; Vanguard Asset Services, Limited; 4th Floor; The Walbrook Building; 25 Walbrook; London EC4N 8AF.

Key Investor Information

This document provides you with key investor information about this Fund. It is not marketing material. The information is required by law to help you understand the nature and the risks of investing in this Fund. You are advised to read it so you can make an informed decision about whether to invest.

Veritas Asian Fund (the Fund) – Class D GBP

The Fund is a sub-fund of Veritas Funds PLC  
Management Company: KBA Consulting Management Limited

ISIN: IE00BD065J20

Objectives and Investment Policy

The Fund is designed for long-term investors who wish to build capital over a number of years through investment in a focused portfolio of equities and equity related securities in companies located in Asia (excluding Japan). The Fund is actively managed and is not managed in reference to, or constrained by, any benchmark.

The Fund may gain exposure to the equities issued by companies whose business or the business of their parent company is located or conducted primarily in the People's Republic of China. Such exposure is gained by entering into arrangements with and acquiring notes or similar equity linked securities or instruments issued by institutions that have obtained Qualified Foreign Institutional Investor status through which the Fund can gain exposure indirectly to the China A Share market. Examples of the notes or similar equity linked securities or instruments are listed P-Notes and warrants. These will be fully financed positions and so have no leverage or finance elements. Exposure may also be gained through OTC derivatives such as swaps. The Fund may also gain exposure to certain equities listed on mainland China stock exchanges via Hong Kong through the market access programme through which foreign investors can deal in select China A Shares ("Stock Connect"). The transaction may be executed by entering into an agreement to acquire a participatory note or warrant issued by a counterparty or directly via the Special Segregated Account Model.

The Fund may invest in listed Indian P-Notes. Such exposure is gained by entering into arrangements with and acquiring notes or similar equity linked securities or instruments issued by institutions that have obtained Foreign Institutional Investor status through which the Fund can gain exposure indirectly to the Indian securities market. These will be fully financed positions and so have no leverage or finance elements. The Fund may also pursuant to a Foreign Portfolio Investor license under the Indian FPI regulations, invest directly in Indian securities issued by Indian issuers.

Investments in the Fund may include financial derivative instruments. Such instruments may be used to obtain, increase or reduce exposure to underlying assets and may create leverage; therefore their use may result in greater fluctuations of the Net Asset Value of the Fund. The Investment Manager will ensure that the use of derivatives does not materially alter the risk profile of the Fund.

You can buy, sell and switch shares of the Fund on demand on any Business Day as defined in the "Definitions" section of the Fund's Prospectus.

The base currency of the Fund is USD.

It is intended that dividend income will be distributed as set out in the "Dividend Policy" section of the Supplement of the Fund.

Risk and Reward Profile



The Risk and Reward Indicator table shows where this share class ranks in terms of its potential risk and return. The higher the rank, the greater the potential reward but the greater the risk of losing money. It is based upon studies of how such investments have performed in the past and you should note that this share class may well perform differently in the future. The shaded area in the table above shows the share class's ranking on the Risk and Reward Indicator. The lowest category does not mean that a share class is risk free. The table uses a standard calculation method that is used by all EU companies who offer such funds to allow you to compare funds.

Historical data may not be a reliable indication for the future. The rating is not guaranteed to remain the same and the risk/reward category may change over time.

This share class is in a higher risk category because it invests primarily in shares. Shares may offer high long-term growth potential, but the prices of shares fluctuate and often go down as well as up. The Fund invests in Emerging Market equities which have historically experienced more price volatility than developed markets. In addition, the Fund has a currency risk given that it invests in shares which are priced in different currencies.

The Fund may also be exposed to counterparty risk which could lead to financial loss if a counterparty is unable to meet its contractual obligations. The Fund is also exposed to liquidity risk where there could be insufficient buyers or sellers to trade the underlying holdings.

Recommendation: The Fund is suitable for investors with a long-term time horizon – typically five years.

A more detailed description of risk factors that apply to this Fund is set out in the "Risk Warnings" section of the Supplement.

## Charges for this fund

### One off charges taken before or after you invest

Entry charge	None
Exit charge	None
This is the maximum that might be taken out of your money before it is invested or before the proceeds of your investment are paid out.	

### Charges taken from the Fund over a year

Ongoing charges	0.82%
-----------------	-------

### Charges taken from the Fund under specific conditions

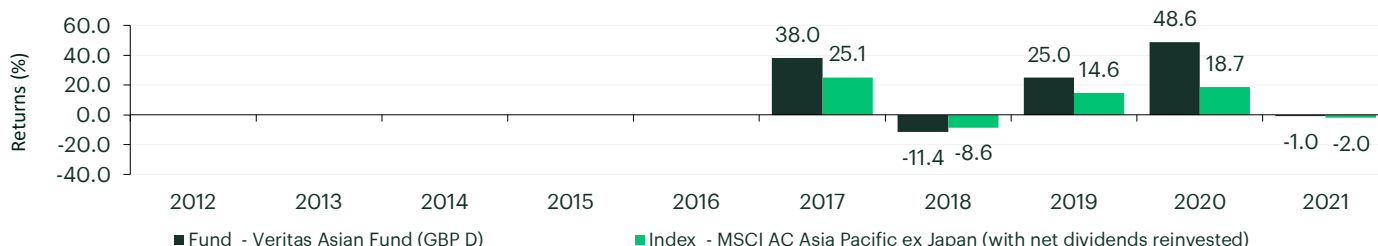
Performance fee	None
-----------------	------

The charges you pay are used to pay the costs of running the Fund, including the costs of marketing and distributing it. These charges reduce the potential growth of your investment.

The ongoing charges are based on expenses for the year ending 31.12.2021. This figure may vary from year to year and is based on total expenses for the Fund which are higher than the standard management charge. It excludes portfolio transaction costs and any performance fees.

For more information about charges, please see the "Charges and Expenses" section of the Prospectus and the "Fees" section of the Supplement of the Fund, which is available at [www.vamllp.com](http://www.vamllp.com).

## Past performance



The Fund was launched on 18.10.2004. The share class was funded on 21.11.2016. Past performance includes reinvested income. Past performance is calculated in GBP after all ongoing charges. Past performance is not a guide to future performance. Performance is measured against the MSCI AC Asia-Pacific ex Japan Index as an indication of market performance for comparison purposes only.

## Practical Information

### Depository

Brown Brothers Harriman Trustee Services (Ireland) Limited.

### Management Company

KBA Consulting Management Limited (the "Manager") is authorised and regulated by the Central Bank of Ireland.

### Further Information

Veritas Funds PLC (the "Company") is authorised in Ireland and regulated by the Central Bank of Ireland. The Company is recognised by the UK Financial Conduct Authority and the sub-funds are registered for sale in the UK. The Company is an umbrella type open-ended investment company with segregated liability between sub-funds. More share classes are available for this Fund and you can find further information on [www.vamllp.com](http://www.vamllp.com). It is possible to exchange your shares in the Fund for shares in other sub-funds of the Company, details of which can be found in the Prospectus.

The Fund's annual accounts are prepared for the Company as a whole.

The Prospectus, latest annual report and semi-annual reports are available free of charge in English at [www.vamllp.com](http://www.vamllp.com). Details of latest share prices of the Fund can be found on [www.vamllp.com](http://www.vamllp.com).

Details of the up-to-date remuneration policy of the Manager (including a description of how remuneration and benefits are calculated and the identity of the person responsible for rewarding these) are available on [www.kbassociates.ie](http://www.kbassociates.ie). A paper copy will be made available upon request and free of charge by the Manager.

The tax legislation in Ireland may have an impact on your personal tax position. For further details you should consult a tax adviser.

The Manager may be held liable solely on the basis of any statement contained in this document that is misleading, inaccurate or inconsistent with the relevant parts of the Prospectus for the Fund.

This Key Investor Information is accurate as at 18.02.2022



## Key Investor Information

This document provides you with key investor information about this fund. It is not marketing material. The information is required by law to help you understand the nature and the risks of investing in this fund. You are advised to read it so you can make an informed decision about whether to invest.

### VT Gravis UK Infrastructure Income Fund (the "Fund")

a sub-fund of VT Gravis Funds ICVC (the "Company")

**Class I - Net Income Shares (£)(ISIN: GB00BYVB3Q65)**

**Class I - Net Income Shares (€ - Hedged)(ISIN: GB00BYVB3R72)**

**Class I - Net Income Shares (\$ - Hedged)(ISIN: GB00BYVB3S89)**

The authorised corporate director of the Fund is Valu-Trac Investment Management Limited

#### Objectives and Investment Policy

The investment objective of the Fund is to generate income and preserve capital with potential for capital growth.

The Fund will aim to meet its objectives by investing primarily (at least 70%) in equities (which are mainly listed in the United Kingdom and whose primary activity is in the wider infrastructure sector of the United Kingdom).

In addition to investing in equities, the sub-fund may also invest in other transferable securities, bonds, collective investment schemes, money market instruments, deposits, cash and near cash.

The Fund will have a specific focus on investments denominated in Sterling, which are themselves invested in Sterling assets and which have most or all of their activities within the UK. Other than as noted above, the Fund has no particular emphasis on any geographical area or industry or economic sector.

The Fund has the discretion to invest in a range of investments as described above.

Hedged Share Classes aim to protect investors from exchange rate fluctuations between the Fund's underlying investments and the currency of denomination of the Class (Sterling).

You can buy and sell shares in the fund on any business day.

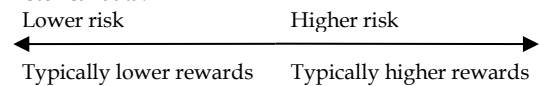
The fund aims to distribute available income every three months.

Recommendation: This Fund may not be appropriate for investors who plan to withdraw their money within 5 years.

For full investment objectives and policy details please refer to the prospectus.

#### Risk and Reward Profile

The Risk and Reward Indicator table demonstrates where the Fund ranks in terms of its potential risk and reward. The higher the rank the greater the potential reward but the greater the risk of losing money. It is based on past data, may change over time and may not be a reliable indication of the future risk profile of the Fund. The shaded area of the table below shows where the Fund ranks in terms of its potential risk and reward based on historical data.



1	2	3	4	5	6	7
---	---	---	---	---	---	---

Historical data may not be a reliable indicator of the Fund's future risk profile. The risk category shown is not guaranteed and may change over time. The lowest category does not mean "risk free".

The Fund is ranked 5 because weekly historical performance data indicates that it has experienced relatively high rises and falls in market prices historically.

The following risks are material in addition to the risks captured by the indicator above:

- **Counterparty risk:** The Fund can conclude various transactions with contractual partners. If a contractual partner becomes insolvent, it can no longer or can only partly settle unpaid debts owed to the Fund.
- **Market Risk:** External factors can cause an entire asset class to decline in value which would result in a decrease in the value of investments.
- **Currency Risk:** As the Fund may invest in overseas securities, movements in exchange rates may, when not hedged, cause the value of your investment to increase or decrease. Currency hedging techniques applied to hedged Share Classes may not entirely eliminate the effects of changes in exchange rates, therefore it cannot be guaranteed that the hedging objective will be achieved.

For full details of the Fund's risks, please see the prospectus which may be obtained from the address in 'Practical Information' overleaf.

## Charges

The charges you pay are used to pay the costs of running the Fund, including marketing and distributing costs. These charges reduce the potential growth of your investment.

One-off charges taken before or after you invest	
Entry charge	4%*
Exit charge	None

This is the maximum that might be taken out of your money before it is invested or before the proceeds of your investment are paid out. In some cases you may pay less and you should speak to your financial advisor about this.

Charges taken from the fund over a year	
Ongoing charges	1.52%**

Charges taken from the fund under certain specific conditions	
Performance fee	None

The ongoing charges figure is based on expenses and the net asset value as at 30 June 2022. This figure may vary from year to year. It excludes portfolio transaction costs. The Funds annual report for each financial year will include detail on the exact charges made.

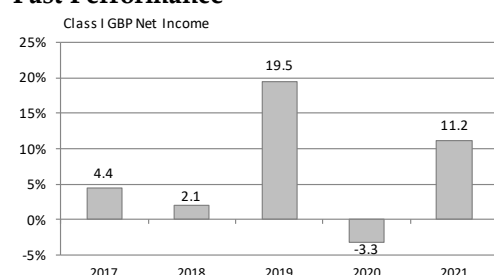
You may also be charged a dilution adjustment on entry to or exit from the fund.

For more information about charges, please see sections 3.6 & 7 of the prospectus, which may be obtained free of charge from the address in 'Practical Information' below.

*\*The ACD may waive the initial charge at its discretion.*

*\*\*The Investment Adviser of the Fund has undertaken to absorb any costs that would otherwise cause the Class I shares of the Fund to have ongoing charges (excluding underlying collective investment undertaking holding charges) in excess of 0.65%.*

## Past Performance



## Past performance is not a guide to future performance.

The past performance in the chart opposite is net of tax and charges but excludes the entry and exit charges that may be paid on the purchase and sale of an investment.

The share class and Fund both launched on 25 January 2016.

Performance is calculated in Pound Sterling.

## Practical Information

The depositary for the Fund is NatWest Trustee and Depositary Services Limited.

You can obtain further information about the Fund, copies of the prospectus, annual reports and accounts and half-yearly reports and accounts in English, free of charge, from Valu-Trac Investment Management Limited, Orton, Moray, IV32 7QE. They are also available electronically at [www.valu-trac.com](http://www.valu-trac.com).

The Fund's latest published price and other information is available at [www.valu-trac.com](http://www.valu-trac.com) and can also be obtained during normal business hours by calling 01343 880 344.

The Fund is a sub-fund of the Company. The Prospectus and annual or half yearly reports and accounts contain information about the Company and all of its sub-funds.

Each of the sub-funds of the Company is segregated by law. This means that the assets of this Fund may not be used to pay the liabilities of other sub-funds of the Company.

Shares in other classes may be available. Details are set out in the Prospectus. It may be possible to switch your investment at any time for shares in other classes within the Fund or for shares in a class within a different sub-fund. For further information on switching please contact Valu-Trac Investment Management Limited by calling 01343 880 344.

United Kingdom tax legislation may have an impact upon your own personal tax position. You are advised to seek professional advice on the tax treatment of your investment in the Fund.

Details of the up to date remuneration policy of Valu-Trac Investment Management Limited which includes a description of how remuneration and benefits are calculated and the identities of the persons responsible for awarding remuneration and benefits, is available at [www.valu-trac.com](http://www.valu-trac.com) and a paper copy is available free of charge upon request.

Valu-Trac Investment Management Limited may be held liable solely on the basis of any statement contained in this document that is misleading, inaccurate or inconsistent with the relevant parts of the prospectus for the Fund.

The Fund is authorised in the United Kingdom and regulated by the Financial Conduct Authority. Valu-Trac Investment Management Limited is authorised in the United Kingdom and regulated by the Financial Conduct Authority.

This key investor information is accurate as at 22/07/2022.