

# Key Investor Information

This document provides you with key investor information about this Fund. It is not marketing material. The information is required by law to help you understand the nature and the risks of investing in this Fund. You are advised to read it so you can make an informed decision about whether to invest.



## Jupiter Strategic Bond Fund I-Class

I-Class Accumulation Units, ISIN: GB00B4T6SD53

The Manager is Jupiter Unit Trust Managers Limited.

### Objectives and investment policy

#### Objective

The Fund objective is to provide income with the prospect of capital growth to provide a return, net of fees, over the long term (at least five years).

#### Policy

At least 70% of the Fund is invested in global fixed interest securities including sub-investment grade (also known as high yield) bonds, investment grade bonds, government bonds, preference shares, convertible bonds and other bonds denominated in sterling or hedged back to sterling.

Up to 30% of the Fund may be invested in other transferable securities, open-ended funds (including funds managed by Jupiter and its associates), cash, near cash, money market instruments and deposits.

The Fund uses derivatives (i.e. financial contracts whose value is linked to the expected price movements of an underlying investment), with the aim of generating returns (i.e. for investment purposes) and/or reducing the overall costs and risks of the Fund.

#### Strategy

The fund manager seeks to achieve the fund objective, by striving to explore the full breadth of the global Fixed Income universe and to maintain a balance between macroeconomic and company-level risk.

The portfolio construction process starts with a macroeconomic analysis which determines the willingness to take credit or duration risk, the broad asset allocation of the strategy as well as the geographic areas of focus. The team of credit analysts screens the global credit universe within Developed and Emerging markets to find credits that offer an attractive forward-looking return considering the risk assessment.

The fund manager seeks to maintain a diverse portfolio of investments.

#### Benchmarks

Comparator benchmark - IA £ Strategic Bond Sector

Many funds sold in the UK are grouped into sectors by the Investment Association (the trade body that represents UK investment managers), to help investors to compare funds with broadly similar characteristics. This Fund is classified in the IA £ Strategic Bond Sector.

#### Active Management

The Fund is actively managed. This means the fund manager is taking investment decisions with the intention of achieving the Fund's investment objective; this may include decisions regarding asset selection, regional allocation, sector views and overall level of exposure to the market.

Any income arising in relation to this unit class will be accumulated (i.e. automatically reinvested and reflected in the price of the shares).

Investors are able to buy and sell units during any business day between 9am and 5.30pm. If you tell us to buy or sell units before 12pm on any business day we will make the transaction on the same day. If you tell us to buy or sell units after 12pm we will make the transaction on the following business day.

#### Recommendation

This fund may not be suitable for investors who plan to withdraw their capital within 5 years.

### Risk and reward profile

The Risk and Reward Indicator table demonstrates where the Fund ranks in terms of its potential risk and reward. The higher the rank the greater the potential reward but the greater the risk of losing money. It is based on past data, may change over time and may not be a reliable indication of the future risk profile of the Fund. The shaded area in the table below shows the Fund's ranking on the Risk and Reward Indicator.

Typically lower rewards,  
lower risk

Typically higher rewards,  
higher risk



- The lowest category does not mean 'no risk'.
- The Fund is in this category due to the nature of its investments and previous levels of volatility (how much the value of the Fund rises and falls).
- **Interest Rate Risk** - The Fund can invest in assets whose value is sensitive to changes in interest rates (for example bonds) meaning that the value of these investments may fluctuate significantly with movement in interest rates.e.g. the value of a bond tends to decrease when interest rates rise.
- **Pricing Risk** - Price movements in financial assets mean the value of assets can fall as well as rise, with this risk typically amplified in more volatile market conditions.
- **Contingent convertible bonds** - The Fund may invest in contingent convertible bonds. These instruments may experience material losses based on certain trigger events. Specifically these triggers may result in a partial or total loss of value, or the investments may be converted into equity, both of which are likely to entail significant losses.
- **Credit Risk** - The issuer of a bond or a similar investment within the Fund may not pay income or repay capital to the Fund when due.
- **Derivative risk** - the Fund may use derivatives to generate returns and/or to reduce costs and the overall risk of the Fund. Using derivatives can involve a higher level of risk. A small movement in the price of an underlying investment may result in a disproportionately large movement in the price of the derivative investment.

- **Counterparty Risk** - the risk of losses due to the default of a counterparty e.g. on a derivatives contract or a custodian that is safeguarding the Fund's assets.
- **Sub investment grade bonds** - The Fund may invest a significant portion of its assets in securities which are those rated below investment grade by a credit rating agency. They are considered to have a greater risk of loss of capital or failing to meet their income payment obligations than higher rated investment grade bonds.
- For a more detailed explanation of risk factors, please refer to the "Risk Factors" section of the Scheme Particulars.

## Charges

### One-off charges taken before or after you invest

Entry charge	0.00%
Exit charge	0.00%

This is the maximum that might be taken out of your money before it is invested and before the proceeds of your investment are paid out. In some cases, you might pay less and you can find out the actual entry and exit charges from your financial adviser or distributor.

### Charges taken from the Fund over a year

Ongoing charges	0.74%
-----------------	-------

### Charges taken from the Fund under specific conditions

Performance fee	NONE
-----------------	------

- The charges you pay are used to pay the costs of running the Fund, including the costs of marketing and distributing it. These charges reduce the potential growth of your investment.
- The ongoing charges figure is based on the fixed annual charge as detailed in the Scheme Particulars. With effect from 23/02/24 the fixed annual charge may be subject to a discount based on the value of the Fund's scheme property. The current discount rate, if applicable, can be found at [www.jupiteram.com/tiered-pricing](http://www.jupiteram.com/tiered-pricing). Where the Fund invests in other underlying funds, which may include closed-ended funds such as investment trusts, the ongoing charges figure will include the ongoing charges for those funds, and will therefore vary from year to year. The ongoing charges figure excludes portfolio transaction costs, except in the case of an entry/exit charge paid by the Fund when buying or selling shares in another collective investment undertaking.
- Further information about charges is available in sections 18 and 19 of the Scheme Particulars which are available from Jupiter on request.

## Past performance



- Past performance is not a guide to future performance.
- Fund launch date: 02/06/2008
- Share/unit class launch date: 19/09/2011
- Performance is calculated in GBP.
- On 15/05/2023 the Funds Objective, Policy and Target Benchmark changed. From that date the Target Benchmark of the IA £ Strategic Bond Sector average was removed and the Fund no longer has a Target Benchmark. The IA £ Strategic Bond Sector average has been retained as a Comparator Benchmark for performance comparison purposes only.
- The past performance shown in the chart includes all charges except any entry and exit charges.
- Comparator Benchmark - IA £ Strategic Bond

## Practical information

- The Trustee and Depositary of the Fund is Northern Trust Investor Services Limited ("NTISL"). NTISL has delegated custody services to The Northern Trust Company, London Branch.
- Further information can be found by requesting the Scheme Particulars or annual and half-yearly report and accounts which are available from Jupiter on request by contacting our Customer Services Team on 0800 561 4000. These documents are available in English and are free of charge.
- Jupiter operates a Group-wide remuneration policy, overseen by an independent Remuneration Committee. Details of this policy, including an overview of remuneration elements and associated governance processes, are set out on our website <https://www.jupiteram.com/remuneration-policy/>. A paper copy of these Remuneration Disclosures is available free of charge, upon request.
- Unit prices can be found by visiting the Jupiter website, [www.jupiteram.com](http://www.jupiteram.com).
- Tax law may have an impact on your own tax position. We advise you to take tax advice where necessary.
- Jupiter Unit Trust Managers Limited may be held liable solely on the basis of any statement contained in this document that is misleading, inaccurate or inconsistent with the relevant parts of the Scheme Particulars of the Fund.
- Other unit classes are available. Further information is available from Jupiter on request.

# Key Investor Information

This document provides you with key investor information about this Fund. It is not marketing material. The information is required by law to help you understand the nature and the risks of investing in this Fund. You are advised to read it so you can make an informed decision about whether to invest.



## Jupiter Japan Income Fund I-Class

I-Class Income Units, ISIN: GB00B6QC0Z69

The Manager is Jupiter Unit Trust Managers Limited.

### Objectives and investment policy

#### Objective

The Fund objective is to provide income together with the prospect of capital growth in order to provide a return, net of fees, higher than that provided by the TOPIX Index over the long term (at least five years).

#### Policy

At least 70% of the Fund is invested in shares of companies based in Japan.

Up to 30% of the Fund may be invested in other transferable securities (including shares of companies based anywhere in the world), open-ended funds (including funds managed by Jupiter and its associates), cash, near cash, money market instruments and deposits.

The Fund may use derivatives (i.e. financial contracts whose value is linked to the expected price movements of an underlying investment) with the aim of reducing the overall costs and/or risks of the Fund.

#### Strategy

The fund manager takes a fundamental approach to selecting individual securities in order to construct a portfolio which gives investors broad exposure to Japanese equities.

The fund manager will apply a disciplined process to identify shares of companies which are well-managed, have competitive advantage and have the ability and willingness to grow shareholder pay-outs over time.

The Fund will tend to invest in a carefully selected number of companies where the manager has the highest conviction.

#### Benchmarks

Target benchmark – TOPIX Index

The TOPIX Index is an industry standard index and is one of the leading representations of Japanese stock markets. It is easily accessible and provides a fair reflection of the Fund Manager's investment universe and a good relative measure to assess performance outcomes.

Comparator benchmark - IA Japan Sector

Many funds sold in the UK are grouped into sectors by the Investment Association (the trade body that represents UK investment managers), to help investors to compare funds with broadly similar characteristics. This Fund is classified in the IA Japan Sector.

#### Active Management

The Fund is actively managed. This means the fund manager is taking investment decisions with the intention of achieving the Fund's investment objective; this may include decisions regarding asset selection, regional allocation, sector views and overall level of exposure to the market. The fund manager is not in any way constrained by the benchmark in their portfolio positioning, and will not hold all, or indeed may not hold any, of the benchmark constituents.

Any income arising in relation to this unit class will be distributed to investors on a regular basis.

Investors are able to buy and sell units during any business day between 9am and 5.30pm. If you tell us to buy or sell units before 12pm on any business day we will make the transaction on the same day. If you tell us to buy or sell units after 12pm we will make the transaction on the following business day.

#### Recommendation

This fund may not be suitable for investors who plan to withdraw their capital within 5 years.

### Risk and reward profile

The Risk and Reward Indicator table demonstrates where the Fund ranks in terms of its potential risk and reward. The higher the rank the greater the potential reward but the greater the risk of losing money. It is based on past data, may change over time and may not be a reliable indication of the future risk profile of the Fund. The shaded area in the table below shows the Fund's ranking on the Risk and Reward Indicator.



- The lowest category does not mean 'no risk'.
- The Fund is in this category due to the nature of its investments and previous levels of volatility (how much the value of the Fund rises and falls).
- **Currency (FX) Risk** - The Fund can be exposed to different currencies and movements in foreign exchange rates can cause the value of investments to fall as well as rise.
- **Pricing Risk** - Price movements in financial assets mean the value of assets can fall as well as rise, with this risk typically amplified in more volatile market conditions.
- **Market Concentration Risk (Geographical Region/Country)** - Investing in a particular country or geographic region can cause the value of this investment to rise or fall more relative to investments whose focus is spread more globally in nature.
- **Counterparty Default Risk** - The risk of losses due to the default of a counterparty on a derivatives contract or a custodian that is safeguarding the Fund's assets.
- **Derivative risk** - the Fund may use derivatives to reduce costs and/or the overall risk of the Fund (this is also known as Efficient Portfolio Management or "EPM"). Derivatives involve a level of risk, however, for EPM they should not increase the

overall riskiness of the Fund.

- **Charges from capital** - All of the Fund's charges are taken from capital. Should there not be sufficient capital growth in the Fund this may cause capital erosion.
- For a more detailed explanation of risk factors, please refer to the "Risk Factors" section of the Scheme Particulars.

## Charges

### One-off charges taken before or after you invest

Entry charge	0.00%
Exit charge	0.00%

This is the maximum that might be taken out of your money before it is invested and before the proceeds of your investment are paid out. In some cases, you might pay less and you can find out the actual entry and exit charges from your financial adviser or distributor.

### Charges taken from the Fund over a year

Ongoing charges	0.98%
-----------------	-------

### Charges taken from the Fund under specific conditions

Performance fee	NONE
-----------------	------

- The charges you pay are used to pay the costs of running the Fund, including the costs of marketing and distributing it. These charges reduce the potential growth of your investment.
- The ongoing charges figure is based on the fixed annual charge as detailed in the Scheme Particulars. With effect from 23/02/24 the fixed annual charge may be subject to a discount based on the value of the Fund's scheme property. The current discount rate, if applicable, can be found at [www.jupiteram.com/tiered-pricing](http://www.jupiteram.com/tiered-pricing). Where the Fund invests in other underlying funds, which may include closed-ended funds such as investment trusts, the ongoing charges figure will include the ongoing charges for those funds, and will therefore vary from year to year. The ongoing charges figure excludes portfolio transaction costs, except in the case of an entry/exit charge paid by the Fund when buying or selling shares in another collective investment undertaking.
- Further information about charges is available in sections 18 and 19 of the Scheme Particulars which are available from Jupiter on request.

## Past performance



- Past performance is not a guide to future performance.
- Fund launch date: 15/09/2005
- Share/unit class launch date: 17/09/2012
- Performance is calculated in GBP.
- The past performance shown in the chart includes all charges except any entry and exit charges.
- Target Benchmark - TOPIX
- Comparator Benchmark - IA Japan

## Practical information

- The Trustee and Depositary of the Fund is Northern Trust Investor Services Limited ("NTISL"). NTISL has delegated custody services to The Northern Trust Company, London Branch.
- Further information can be found by requesting the Scheme Particulars or annual and half-yearly report and accounts which are available from Jupiter on request by contacting our Customer Services Team on 0800 561 4000. These documents are available in English and are free of charge.
- Jupiter operates a Group-wide remuneration policy, overseen by an independent Remuneration Committee. Details of this policy, including an overview of remuneration elements and associated governance processes, are set out on our website <https://www.jupiteram.com/remuneration-policy/>. A paper copy of these Remuneration Disclosures is available free of charge, upon request.
- Unit prices can be found by visiting the Jupiter website, [www.jupiteram.com](http://www.jupiteram.com).
- Tax law may have an impact on your own tax position. We advise you to take tax advice where necessary.
- Jupiter Unit Trust Managers Limited may be held liable solely on the basis of any statement contained in this document that is misleading, inaccurate or inconsistent with the relevant parts of the Scheme Particulars of the Fund.
- Other unit classes are available. Further information is available from Jupiter on request.

This document provides you with key investor information about this fund. It is not marketing material. The information is required by law to help you understand the nature and the risks of investing in this fund. You are advised to read it so you can make an informed decision about whether to invest.

## Royal London Sterling Credit Fund (Income - Class Z Shares)

A sub-fund of Royal London Bond Funds ICVC ISIN: GB00B4W1ZT22  
Managed by Royal London Unit Trust Managers Limited

### Objectives and investment policy

**Objective** The Fund's investment objective is to achieve a total return (combination of capital growth and income) over the medium term (3-5 years) by investing at least 80% in sterling-denominated corporate bonds. The Fund's performance target is to outperform, after the deduction of charges, the Markit iBoxx Sterling Non-Gilts Total Return GBP Index (the "Index") over a rolling 5-year period. For further information on the Fund's index, please refer to the Prospectus. The Fund is actively managed.

**Policy** At least 80% of the Fund will be invested in investment grade corporate bonds and in index linked corporate bonds, securitisations, supranational bonds, agency bonds, floating-rate notes and asset-backed securities each denominated in sterling or hedged back to sterling. These Investments will generally be fixed-rate issues (bonds paying interest at an unchanging rate, rather than on an adjustable basis). The remainder of the Fund's assets may be invested in a range of securities, including government bonds, preference shares, sub-investment grade bonds, unrated bonds, bonds denominated in currencies other than sterling, other transferable securities, money market instruments and exchange-traded funds. Up to 10% of the Fund may be invested in other funds known as collective investment schemes, including those managed by Royal London Unit Trust Managers or another Royal London Group Company. The Fund may also hold a small amount of its portfolio in derivatives (investments that derive their value from another closely related underlying investment) for the purposes of efficient portfolio management. Cash is unlikely to exceed 5% of assets.

**Recommendation** The Fund may not be appropriate for investors who plan to withdraw their money within 7 years.

### Concepts to understand

**Bonds** are defined as fixed-income investments issued as debt by companies and public bodies to raise finance. Investors in bonds receive a previously agreed, non-variable interest payment until the investment matures. Corporate bonds are those issued by companies to raise finance.

**Total Return** A total return is a combination of capital growth and income. Capital growth is defined as the rise in an investment's value over time and income as the payment an investment generates, such as dividends or bond coupons.

**Rolling 5 Year Period** A rolling 5-year period is any period of five years, no matter which day you start on.


**Hedging** reduces risk by protecting an investment with another related investment.

**Efficient Portfolio Management** A list of approved investment techniques, including the use of derivatives, used to protect against excessive risk, reduce cost or generate extra income or growth.

*You can buy and sell your shares on each working day, except public holidays, at 12:00 noon if you tell us before 12:00 noon that you want to do so. Instructions received after 12:00 noon will be processed at 12:00 noon on the following working day.*

Other share classes may be available as described in the Prospectus. If this is an income share class, any income will be paid out to you. If this is an accumulation share class, any income will be reinvested in the Fund.

### Risk and reward profile



The fund is shown in risk category 4 because its share price has shown a medium level of volatility historically. The indicator has been calculated using historical data and may not be a reliable indication of the future risk profile of the Fund. As an investment, bonds are typically more volatile than money market instruments but less volatile than shares. Bonds issued by corporations are typically more volatile than bonds issued by governments.

The risk and reward indicator is not a measure of the expected rise or fall in capital but shows how sharply the Fund's share price has gone up and down historically.

A fund whose share price has experienced sharp or large increases or decreases will sit in a higher risk category, whereas a fund whose share price has experienced small or gradual increases or decreases will sit in a lower risk category.

The indicator is calculated using a standard methodology derived from EU rules.

The risk/reward indicator is an estimate and not a guarantee. Going forward, the Fund's actual volatility could be higher or lower, and its rated risk/reward profile could change. The lowest risk category does not mean the investment is risk free.

The risk indicator does not adequately capture the following risks, which are materially relevant to the Fund:

**Investment Risk** The value of investments and any income from them may go down as well as up and is not guaranteed. Investors may not get back the amount invested.

**Credit Risk** Should the issuer of a fixed income security become unable to make income or capital payments, or their rating is downgraded, the value of that investment will fall. Fixed income securities that have a lower credit rating can pay a higher level of income and have an increased risk of default.

**EPM Techniques** The Fund may engage in EPM techniques including holdings of derivative instruments. Whilst intended to reduce risk, the use of these instruments may expose the Fund to increased price volatility.

**Interest Rate Risk** Fixed interest securities are particularly affected by trends in interest rates and inflation. If interest rates go up, the value of capital may fall, and vice versa. Inflation will also decrease the real value of capital.

**Liquidity Risk** In difficult market conditions the value of certain fund investments may be difficult to value and harder to sell, or sell at a fair price, resulting in unpredictable falls in the value of your holding.

**Counterparty Risk** The insolvency of any institutions providing services such as safekeeping of assets or acting as counterparty to derivatives or other instruments, may expose the Fund to financial loss.

**Charges from Capital Risk** Charges are taken from the capital of the Fund. Whilst this increases the yield, it also has the effect of reducing the potential for capital growth.

## Charges

The charges you pay are used to pay the costs of running the Fund, including the costs of marketing and distributing the Fund. These charges reduce the potential growth of the investment.

### One-off charges taken before or after you invest:

Entry charge	None
--------------	------

Exit charge	None
-------------	------

### Charges taken from the fund over a year:

Ongoing charge	0.35%
----------------	-------

### Charges taken from the fund under specific conditions:

Performance fee	None
-----------------	------

The entry and exit charge is the maximum that might be taken out of your money before it is invested or before the proceeds of your investment are paid out.

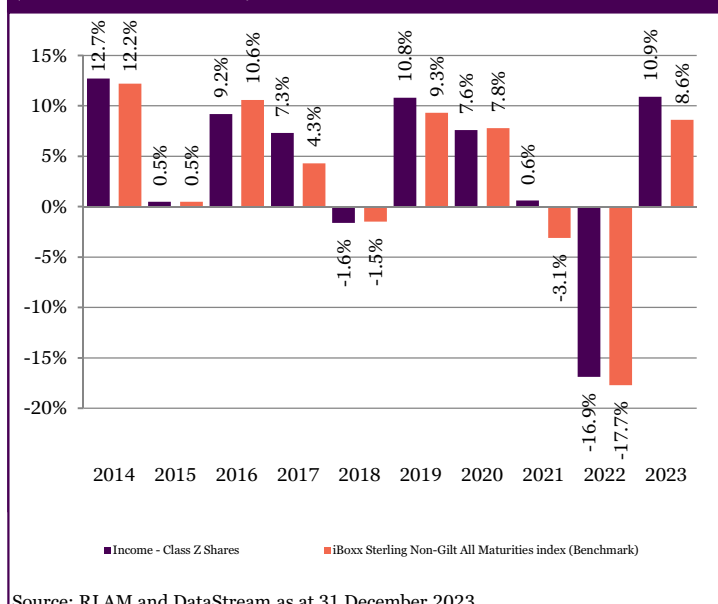
Ongoing charge is based on the Fund Management Fee (FMF), which is the periodic fee paid to the ACD to cover the expenses of the Fund. This figure does not include portfolio transaction costs. Ongoing charges are the same for all investors in the share class.

## Past performance

The graph shows fund performance over the past 10 years where available. The figure for a given year shows how much the Fund increased or decreased in value during that year. These results reflect ongoing charges taken from the Fund, but do not reflect any entry charges you might have to pay.

The Fund was launched on 1 September 2008 as a unit trust and converted to an open-ended investment company (OEIC) on 30 October 2009. The share class was launched on 1 September 2008.

The Royal London Sterling Credit Fund  
(Income - Class Z Shares) in GBP



Source: RLAM and DataStream as at 31 December 2023

Past performance is not a guide to future performance and may not be repeated.

The chart shows performance in British Pounds after the ongoing charges and the portfolio transaction costs have been paid. Entry and exit charges are excluded from calculations of past performance. All performance shown assumes reinvestment of dividends.

## Practical information

**Depository:** HSBC Bank plc

**Additional Information:** This Key Investor Information Document (KIID) may not contain all the information you need. For additional information on this fund (including the Supplementary Information Document), on other share classes of this fund and on other funds, or to obtain a free copy of the Fund's Prospectus or the annual and semi-annual shareholder reports, call the information line or write to the registered office, details of which are below. Alternatively, visit [www.rlam.com](http://www.rlam.com). The Prospectus and shareholder reports are in English.

This document describes one share class of the Fund. The Prospectus and annual and semi-annual shareholder reports are prepared for the entire fund across all share classes.

For fund performance and most recent share price, visit [www.rlam.com](http://www.rlam.com).

Should you wish to switch share classes or funds, please see the "Switching" section of the Prospectus for details.

**Tax:** Investors should note that the tax legislation that applies to the Fund may have an impact on the personal tax position of their investment in the Fund. Contact your adviser to discuss tax treatment, suitability of this investment, and other questions.

**Notices:** Royal London Unit Trust Managers Limited may be held liable solely on the basis of any statement contained in this document that is misleading, inaccurate or inconsistent with the relevant parts of the Prospectus.

The Prospectus and long reports (shareholder reports) are prepared for the entire company. The assets and liabilities of each sub-fund are segregated by law. Therefore, the assets of the Fund belong exclusively to it and are not available to meet the liabilities of any other fund of Royal London Bond Funds ICVC.

The Fund is authorised in the United Kingdom and regulated by the Financial Conduct Authority, Royal London Unit Trust Managers Limited is authorised and regulated by the Financial Conduct Authority.

Details of the Company's remuneration policy are available at [www.rlam.com](http://www.rlam.com) including: (a) a description of how remuneration and benefits are calculated; and (b) the identities of persons responsible for awarding remuneration and benefits. A paper copy of these details may be obtained, free of charge, on request from the Company, at the address below.

**Address:** Royal London Asset Management  
80 Fenchurch Street, London, EC3M 4BY

**Telephone:** 03456 04 04 04

**Website:** [www.rlam.com](http://www.rlam.com)  
A member of the Investment Association

**Publication Date:** This Key Investor Information is accurate as at 15 February 2024

# Key Investor Information

This document provides you with the key investor information about this fund. It is not marketing material. The information is required by law to help you understand the nature and the risks of investing in this fund. You are advised to read it so you can make an informed decision about whether to invest.

## WS Morant Wright Nippon Yield Fund (the "fund"), B Income, (ISIN: GB00B2R83B20)

Waystone Management (UK) Limited is the Authorised Corporate Director of the Fund

### Objective and investment policy

#### Objective

To achieve a rising level of income (money available to be paid out by the Fund), with the potential for growth in capital (an increase in the value of the Fund) after all costs and charges have been taken, over any five year period.

There is no guarantee that the objective will be met over any time period and you may get back less than you invest.

#### Investment Policy

To invest at least 90% of the Fund in the shares of Japanese companies.

The Fund may also invest up to 10% in cash and other assets that can be quickly converted into cash.

Investments in collective investment schemes will be limited to 10%.

The Investment Manager will buy shares in companies that, in their opinion, are financially strong but undervalued and which they expect to increase in value. The Investment Manager favours companies that pay a high and sustainable dividend relative to the TOPIX Net Total Return Index.

Other features of the fund:

- The fund is actively managed. The Investment Manager uses its expertise to select investments for the fund and has the discretion to invest without the need to adhere to a particular benchmark.
- The fund can invest across different industry sectors without limitation.
- Derivatives (whose value is linked to that of another investment, e.g company shares, currencies) may be used to manage the risk profile of the fund.
- In extraordinary market conditions which could result in significant loss, the fund has the ability to invest 100% in lower risk assets such as cash.
- You can buy and sell shares in the fund on each business day.
- The fund aims to distribute available income every six months.
- Recommendation: This fund may not be appropriate for investors who plan to withdraw their money within 5 years.

### Risk and reward profile



- This indicator shows how much a fund has risen and fallen in the past, and therefore how much a fund's returns have varied. It is a measure of a fund's volatility. The higher a fund's past volatility the higher the number on the scale and the greater the risk that investors in that fund may have made losses as well as gains.
- The fund has been classed as 6 because its volatility has been measured as above average to high.

- This indicator is based on historical data and may not be a reliable indication of the future risk profile of this fund.
- The risk and reward profile shown is not guaranteed to remain the same and may shift over time. The lowest number on the scale does not mean that a fund is risk free.
- Currency Risk: As the fund invests in the shares of Japanese companies, the Fund will be exposed to different currencies and changes in exchange rates may decrease the value of your investment.
- Counterparty Risk: The failure of a firm involved in a transaction with the fund or providing services to the fund may expose the fund to financial loss.
- For more information about the fund's risks please see the Risk Factors section of the prospectus which is available at [www.waystone.com](http://www.waystone.com).

## Charges for this fund

The charges you pay are used to pay the costs of running the fund. These charges reduce the potential growth of your investment.

One-off charges taken before or after you invest	
Entry Charge	5.00%
This is the maximum that might be taken out of your money before it is invested.	
Exit Charge	None
Charges taken from the fund over the year	
Ongoing Charges	1.18%
Charges taken from the fund under certain specific conditions	
Performance Fee	None

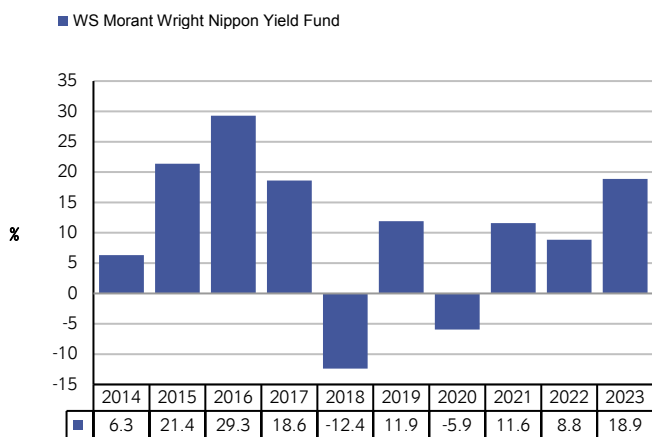
The entry charge shown is a maximum figure. In some cases investors may pay less. You can find out the actual charges from your financial advisor or distributor.

The ongoing charges figure is based on expenses for the year ending 30 April 2023. This figure may vary from year to year. The ongoing charges are taken from the income of the fund. They exclude portfolio transaction costs, except in the case of an entry/exit charge paid by the fund when buying or selling units in another collective investment undertaking.

You may also be charged a dilution levy (an amount to cover dealing costs incurred by the fund) on entry to or exit from the fund. This is normally only charged when the dealing costs are significant.

For more information about charges, please see the Company's prospectus which is available at [www.waystone.com](http://www.waystone.com).

## Past performance



- Past performance is not a guide to future performance.
- The past performance in the chart shown opposite is net of tax and charges but excludes the entry charge that may be paid on the purchase of an investment.
- The fund was launched in August 2008.
- Past performance takes into account all charges and costs
- Past performance is calculated in GBP

## Practical information

**Documents** You can obtain further detailed information regarding the Fund's latest Value Assessment report, its Prospectus, latest annual reports and any subsequent half yearly reports free of charge from the Authorised Corporate Director by calling 0345 922 0044 or visiting [www.waystone.com](http://www.waystone.com) and also by request in writing to Waystone Management (UK) Limited, PO Box 389, Darlington, DL1 9UF.

Details of Waystone Management (UK) Limited remuneration policy (including a description of how remuneration and benefits are calculated and the composition of the remuneration committee) are available at [www.waystone.com](http://www.waystone.com) or by requesting a paper copy free of charge (see above for contact details).

Prices of shares and further information	You can check the latest prices by calling 0345 922 0044 or by visiting our website <a href="http://www.waystone.com">www.waystone.com</a> .
Depository	The Bank of New York Mellon (International) Limited
Tax	UK tax legislation may have an impact on your personal tax position.
Liability	Waystone Management (UK) Limited may be held liable solely on the basis of any statement contained in this document that is misleading, inaccurate or inconsistent with the relevant parts of the prospectus for the Company.

This fund is authorised in the United Kingdom and regulated by the Financial Conduct Authority (FCA). Waystone Management (UK) Limited is authorised in the United Kingdom and regulated by the FCA.

This key investor information is accurate as at 25/01/2024.



# Key Investor Information

This document provides you with key investor information about this fund. It is not marketing material. The information is required by law to help you to understand the nature and the risk of this fund. You are advised to read it so you can make an informed decision about whether to invest.

## Brown Advisory US Smaller Companies Fund Sterling Class B Dis

ISIN: IE00B0PVDH59

Brown Advisory US Smaller Companies Fund (“the **Fund**”) is an actively managed sub-fund of Brown Advisory Funds plc (“the **Company**”). The Company is managed by Brown Advisory (Ireland) Limited (“the **Manager**”), part of the Brown Advisory group of companies.

## Objectives and Investment Policy

### Objectives

The Fund aims to achieve capital growth.

### Investment Policy

At least 80% of the Fund will be invested in US equities. The Fund invests in small-sized companies listed or traded on US markets and exchanges, generally whose total market values are equal to or less than USD 6 billion at the time of initial investment. The Fund may also invest in US Rule 144A Securities, American Depositary Receipts, US treasury bills, fixed and/or floating rate US government securities and other ancillary liquid assets.

### Benchmark

The Fund uses the Russell 2000 Growth index as a Comparator Benchmark to

compare performance. The Fund is actively managed and is not constrained by any benchmark.

### Dealing Frequency

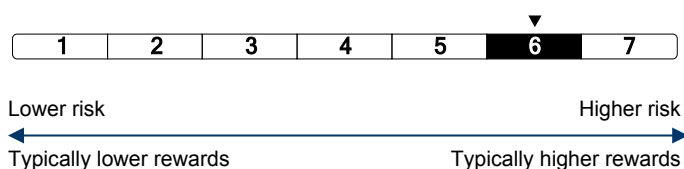
Investors may redeem shares on demand on any day (except Saturday or Sunday) on which the New York Stock Exchange is open.

### Distribution Policy

If the Fund generates distributable income on your shares, the Fund intends to distribute that income and will declare any dividend on or about 31 October and will pay any such dividend on or about 14 November each year.

For full investment policy details please refer to the Fund Supplement’s Investment Objective and Policies section.

## Risk and Reward Profile



### The risk and reward indicator

This indicator is based on historical data and may not be a reliable indication for the future risk profile of the Fund.

- The risk category shown is not guaranteed to remain unchanged and may shift over time.
- The lowest category does not mean your investment is risk free. The Fund's investments are subject to normal market fluctuations and other risks inherent in equities.
- The Fund is in category 6 as it mostly invests in equities, which typically experience higher levels of price fluctuation than other types of instruments.
- For a more detailed explanation of these and other risk factors, please refer to the section entitled Risk Factors in the prospectus and supplement.

### Other particular risks:

**Operational Risk:** the Fund's operations depend on third parties, including the Fund's Administrator and Custodian, and the Fund may suffer disruption or loss in the event of their failure.

**Equities Risk:** equity investments are subject to greater fluctuation in market value than other asset classes as a result of such factors as a company's business performance, investor perceptions, stock market trends and several economic conditions. This may cause the Fund's share price to fluctuate.

**Geographic Concentration Risk:** the Fund's assets are concentrated in the United States market which may lead to greater price fluctuations than if it were invested in securities of a broader geographic base.

**Liquidity Risk:** the Fund may invest in securities which may, due to negative market conditions, become difficult to sell or may need to be sold at an unfavourable price. This may affect the overall value of the Fund.

**Exchange Rate Risk:** the performance of this share class may be affected by changes in the exchange rates between the share class currency and the US dollar, the currency in which the Fund is denominated, as the Investment Manager will not purchase financial instruments to mitigate any such potential changes in exchange rates.

## Charges

One-off charges taken before or after you invest:	
Entry charge	None
Exit charge	1%*
This is the maximum that might be taken out of your money before the proceeds of your investment are paid out.	
Charges taken from the fund over a year:	
Ongoing charge	0.9%
Charges taken from the fund under certain specific conditions:	
Performance fee	None

\*The exit charge can be waived by the Directors

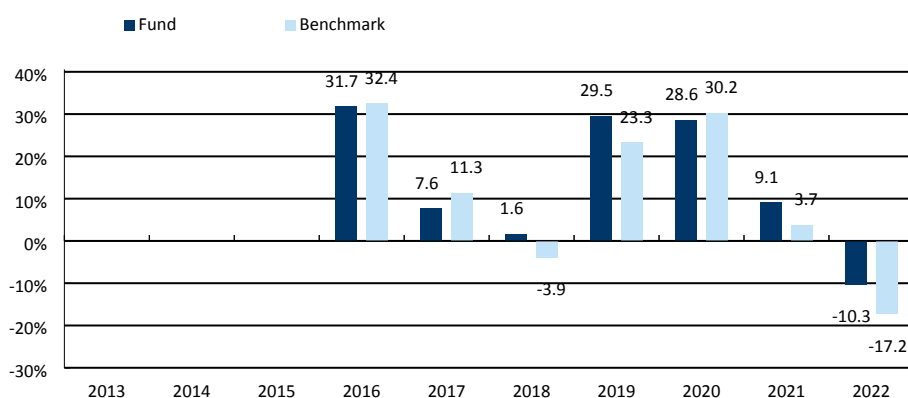
The charges you pay are used to pay the costs of running the Fund, including the costs of marketing and distributing it. They reduce the potential growth of your investment.

The entry and exit charges shown are maximum figures. In some cases you might pay less.

The ongoing charges figure is based on expenses for the year ending 31 December 2022. The figure may vary from year to year. It excludes portfolio transaction costs.

For more information about charges, please see the Fund's prospectus (section entitled "Fees & Expenses") which is available at [www.brownadvisory.com](http://www.brownadvisory.com)

## Past Performance



Past performance is not a guide to future performance. The value of your investment and any income from it can go down as well as up and you may not get back the amount you originally invested.

The chart shows performance after the ongoing charges and the portfolio transaction costs have been paid.

Any entry or exit charges are excluded from calculations of past performance. The Fund was authorised on 9 November 2007 and the class first issued shares on 19 June 2015.

The past performance of this share class is calculated in GBP.

## Practical Information

**Depositary:** Brown Brothers Harriman Trustee Services (Ireland) Limited, 30 Herbert Street, Dublin 2, Ireland.

**Administrator:** Brown Brothers Harriman Fund Administration Services (Ireland) Limited, 30 Herbert Street, Dublin 2, Ireland.

**Remuneration policy:** The up-to-date remuneration policy of the Company, which describes how remuneration benefits are determined and awarded, is available at [www.brownadvisory.com](http://www.brownadvisory.com). Paper copies are available free of charge on request.

**Further information:** You can get further information about investing in the Fund from the prospectus or the latest annual and bi-annual reports (which are prepared for the company as a whole) which can be obtained in English, free of charge from the Administrator or from [www.brownadvisory.com](http://www.brownadvisory.com).

**Taxes:** Irish tax legislation may have an impact on your personal tax position.

**Prices:** Daily prices of this share class are published on [www.brownadvisory.com](http://www.brownadvisory.com)

**Liability:** The Manager may be held liable on the basis of any statement contained in this document that is misleading, inaccurate, or inconsistent with the relevant parts of the prospectus.

**Umbrella Company:** The Company is an umbrella fund with segregated liability between sub-funds. This means that the holdings of the Fund are maintained separately under Irish law from the holdings of the other sub-funds of the Company and your investment in the Fund will not be affected by any claims against any other sub-fund of the Company.

**Switches:** It is possible to exchange your shares in the Fund for shares in other sub-funds of the Company. Details on the exchange of shares may be found in the Fund's prospectus.

## Key Investor Information

This document provides you with key investor information about this fund. It is not marketing material. The information is required by law to help you understand the nature and the risks of investing in this fund. You are advised to read it so you can make an informed decision about whether to invest.

### VT Gravis UK Infrastructure Income Fund (the "Fund")

#### a sub-fund of VT Gravis Funds ICVC (the "Company")

#### Class I - Net Accumulation Shares (£)(ISIN: GB00BYVB3T96)

#### Class I - Net Accumulation Shares (€ - Hedged)(ISIN: GB00BYVB3V19)

#### Class I - Net Accumulation Shares (\$) - Hedged)(ISIN: GB00BYVB3W26)

The authorised fund manager of the Fund is Valu-Trac Investment Management Limited

## Objectives and Investment Policy

The investment objective of the Fund is to generate income and preserve capital with potential for capital growth.

The Fund will aim to meet its objectives by investing primarily (at least 70%) in equities (which are mainly listed in the United Kingdom and whose primary activity is in the wider infrastructure sector of the United Kingdom).

In addition to investing in equities, the sub-fund may also invest in other transferable securities, bonds, collective investment schemes, money market instruments, deposits, cash and near cash.

The Fund will have a specific focus on investments denominated in Sterling, which are themselves invested in Sterling assets and which have most or all of their activities within the UK. Other than as noted above, the Fund has no particular emphasis on any geographical area or industry or economic sector.

The Fund has the discretion to invest in a range of investments as described above.

Hedged Share Classes aim to protect investors from exchange rate fluctuations between the Fund's underlying investments and the currency of denomination of the Class (Sterling).

You can buy and sell shares in the fund on any business day.

Any income from the Fund will be reinvested to grow the value of your investment.

Recommendation: This Fund may not be appropriate for investors who plan to withdraw their money within 5 years.

For full investment objectives and policy details please refer to the prospectus.

## Risk and Reward Profile

The Risk and Reward Indicator table demonstrates where the Fund ranks in terms of its potential risk and reward. The higher the rank the greater the potential reward but the greater the risk of losing money. It is based on past data, may change over time and may not be a reliable indication of the future risk profile of the Fund. The shaded area of the table below shows where the Fund ranks in terms of its potential risk and reward based on historical data.

Lower Risk				Higher Risk		
←				→		
Typically Lower Rewards				Typically Higher Rewards		
1	2	3	4	5	6	7

Historical data may not be a reliable indicator of the Fund's future risk profile. The risk category shown is not guaranteed and may change over time. The lowest category does not mean "risk free".

The Fund is ranked 5 because weekly historical performance data indicates that it has experienced relatively high rises and falls in market prices historically.

The following risks are material in addition to the risks captured by the indicator above:

- Counterparty risk: The Fund can conclude various transactions with contractual partners. If a contractual partner becomes insolvent, it can no longer or can only partly settle unpaid debts owed to the Fund.
- Market Risk: External factors can cause an entire asset class to decline in value which would result in a decrease in the value of investments.
- Currency Risk: As the Fund may invest in overseas securities, movements in exchange rates may, when not hedged, cause the value of your investment to increase or decrease. Currency hedging techniques applied to hedged Share Classes may not entirely eliminate the effects of changes in exchange rates, therefore it cannot be guaranteed that the hedging objective will be achieved.

For full details of the Fund's risks, please see the prospectus which may be obtained from the address in 'Practical Information' overleaf.

## Charges

The charges you pay are used to pay the costs of running the Fund, including marketing, and distributing costs. These charges reduce the potential growth of your investment.

One-off charges taken before or after you invest	
Entry charge	4%*
Exit charge	None
This is the maximum that might be taken out of your money before it is invested or before the proceeds of your investment are paid out. In some cases you may pay less, and you should speak to your financial advisor about this.	
Charges taken from the fund over a year	
Ongoing charges	0.65%**
Charges taken from the fund under certain specific conditions	
Performance fee	N/A

The ongoing charges figure is based on expenses and the net asset value as at 29 December 2023. This figure may vary from year to year. It excludes portfolio transaction costs. The Funds annual report for each financial year will include detail on the exact charges made.

You may also be charged a dilution adjustment on entry to or exit from the fund.

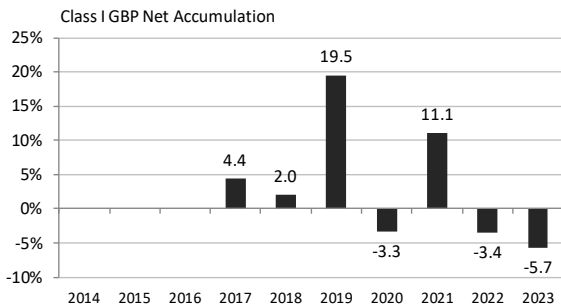
For more information about charges, please see sections 3.6 & 7 of the prospectus, which may be obtained free of charge from the address in 'Practical Information' below.

*\*The ACD may waive the initial charge at its discretion.*

*\*\*The Investment Adviser of the Fund has undertaken to absorb any costs that would otherwise cause the Class I shares of the Fund to have ongoing charges (excluding underlying collective investment undertaking holding charges) in excess of 0.65%. In absence of such commitment the ongoing charges figure would be 0.68%.*

Please note, the ongoing charges figure excludes the underlying costs of investment company securities held within the Fund.

## Past Performance



### Past performance is not a guide to future performance.

The past performance in the chart opposite is net of tax and charges but excludes the entry and exit charges that may be paid on the purchase and sale of an investment.

The share class and Fund both launched on 25 January 2016.

Performance is calculated in Pound Sterling.

## Practical Information

The depositary for the Fund is NatWest Trustee and Depositary Services Limited.

You can obtain further information about the Fund, copies of the prospectus, annual reports and accounts and half-yearly reports and accounts in English, free of charge, from Valu-Trac Investment Management Limited, Orton, Moray, IV32 7QE. They are also available electronically at [www.valu-trac.com](http://www.valu-trac.com).

The Fund's latest published price and other information is available at [www.valu-trac.com](http://www.valu-trac.com) and can also be obtained during normal business hours by calling 01343 880 344.

The Fund is a sub-fund of the Company. The Prospectus and annual or half yearly reports and accounts contain information about the Company and all of its sub-funds.

Each of the sub-funds of the Company is segregated by law. This means that the assets of this Fund may not be used to pay the liabilities of other sub-funds of the Company.

Shares in other classes may be available. Details are set out in the Prospectus. It may be possible to switch your investment at any time for shares in other classes within the Fund or for shares in a class within a different sub-fund. For further information on switching please contact Valu-Trac Investment Management Limited by calling 01343 880 344.

United Kingdom tax legislation may have an impact upon your own personal tax position. You are advised to seek professional advice on the tax treatment of your investment in the Fund.

Details of the up to date remuneration policy of Valu-Trac Investment Management Limited which includes a description of how remuneration and benefits are calculated and the identities of the persons responsible for awarding remuneration and benefits, is available at [www.valu-trac.com](http://www.valu-trac.com) and a paper copy is available free of charge upon request.

Valu-Trac Investment Management Limited may be held liable solely on the basis of any statement contained in this document that is misleading, inaccurate or inconsistent with the relevant parts of the prospectus for the Fund.

The Fund is authorised in the United Kingdom and regulated by the Financial Conduct Authority. Valu-Trac Investment Management Limited is authorised in the United Kingdom and regulated by the Financial Conduct Authority.

This key investor information is accurate as at 29/12/2023.

# Goldman Sachs Emerging Markets Equity Portfolio (the “Portfolio”)

## Class I Shares (GBP)

(ISIN: LU1390214952)

### a sub-fund of Goldman Sachs Funds (the “Fund”)

The Portfolio is managed by Goldman Sachs Asset Management B.V. (the “Manager”), part of Goldman Sachs group of companies.


## Key Investor Information

This document provides you with key investor information about this fund. It is not marketing material. The information is required by law to help you understand the nature and the risks of investing in this fund. You are advised to read it so you can make an informed decision about whether to invest.

## Objectives and Investment Policy

- The Portfolio seeks to provide capital growth over the longer term.
- The Portfolio will mostly hold shares or similar instruments relating to emerging market companies. Such companies are either based in or earn most of their profits or revenues from emerging markets. The Portfolio may also invest in companies which are based anywhere in the world.
- The Portfolio will not invest more than one-third of its assets in bonds issued by corporate or government entities, convertibles (securities that can be converted into other types of securities), money market instruments and non-share related instruments.
- The Portfolio may invest, up to 30%, in mainland China equity securities directly through the Stock Connect scheme or the Renminbi qualified foreign institutional investor program, or indirectly through access products.
- The Portfolio may use derivatives for efficient portfolio management purposes, to help manage risks and for investment purposes in order to seek to increase return. A derivative instrument is a contract between two or more parties whose value depends on the rise and fall of other underlying assets.
- Shares in the Portfolio may be redeemed daily (on each business day) on demand.
- The Portfolio is actively managed and references the MSCI Emerging Markets Index (Net TR) (GBP) (the “Benchmark”) for the purposes of setting discretionary internal risk thresholds which may reference deviations from the Benchmark.
- The Investment Adviser has full discretion over the composition of the assets in the Portfolio. While the Portfolio will generally hold assets that are components of the Benchmark, it can invest in such components in different proportions, and it can hold assets which are not components of the Benchmark. Therefore returns may deviate materially from the performance of the specified reference Benchmark.
- The Portfolio promotes environmental and/or social characteristics and, while it does not have a sustainable investment objective, it will hold a minimum proportion of sustainable investments as further detailed in the pre contractual disclosure for the Portfolio contained within the Prospectus. As part of its investment process, the Investment Adviser will implement a multi-strategy approach to ESG which may consist of the application of exclusionary screens and the integration of ESG factors alongside traditional factors.
- Income (net of expenses) is distributed on an annual basis.
- The Portfolio currency is USD. The share class currency is GBP.
- **For full investment objective and policy details see the Prospectus.**

## Risk and Reward Profile



This risk profile is based on historical data and may not be a reliable indication of the future risk profile of the Portfolio. The risk category shown is not guaranteed and may change over time. The lowest category does not mean risk free. It is possible that a portfolio stated to have a lower risk profile may in fact fall in value more than a portfolio with a higher risk profile.

The Portfolio is in category 6 as it mostly invests in emerging market shares and similar instruments which typically experience higher levels of price fluctuations than those in developed markets.

The capital is not guaranteed.

### Other Material Risks:

- **Market risk** - the value of assets in the Portfolio is typically dictated by a number of factors, including the confidence levels of the market in which they are traded.
- **Operational risk** - material losses to the Portfolio may arise as a result of human error, system and/or process failures, inadequate procedures or controls.
- **Liquidity risk** - the Portfolio may not always find another party willing to purchase an asset that the Portfolio wants to sell which could impact the Portfolio's ability to meet redemption requests on demand.
- **Exchange rate risk** - changes in exchange rates may reduce or increase the returns an investor might expect to receive independent of the performance of such assets. Hedging of this risk may not be fully effective and may increase other risks (e.g. derivative risk).
- **Custodian risk** - insolvency, breaches of duty of care or misconduct of a custodian or sub-custodian responsible for the safekeeping of the Portfolio's assets can result in loss to the Portfolio.
- **Derivatives risk** - derivative instruments are highly sensitive to changes in the value of the underlying asset that they are based on. Certain derivatives may result in losses greater than the amount originally invested.
- **Counterparty risk** - a party that the Portfolio transacts with may fail to meet its obligations which could cause losses.
- **Emerging markets risk** - emerging markets are likely to bear higher risk due to lower liquidity and possible lack of adequate financial, legal, social, political and economic structures, protection and stability as well as uncertain tax positions.
- **Sustainability risk** - an environmental, social or governance event or condition that could cause the value of the portfolio to go down. Examples of sustainability risks include physical environmental risks, climate change transition risks, supply chain disruptions, improper labour practices, lack of board diversity and corruption.
- **For more detailed information on the risks associated with an investment in the Portfolio, please refer to the section in the Prospectus entitled “Risk Considerations” and discuss with your professional advisers.**

## Charges

The charges you pay are used to pay the cost of running the Portfolio, including the costs of marketing and distributing it. These charges reduce the potential growth of your investment.

One-off charges taken before or after you invest	
Entry charge	none
Exit charge	none
This is the maximum that might be taken out of your money before it is invested / before the proceeds of your investment are paid out.	
Charges taken over a year	
Ongoing charges	0.98%
Charges taken under certain specific conditions	
Performance fee	none

Where applicable, the entry and exit charges shown are maximum figures and in some cases you might pay less - please contact your professional advisers for more information.

The ongoing charges figure is based on expenses for the year ending November 2023. This figure may vary from year to year. It excludes transaction costs (including taxes and brokerage commissions) and any borrowing costs, which are payable from the assets of the Portfolio and may impact returns on your investment, and performance fees (where applicable).

**For more information about charges, please refer to the Fund's Prospectus, section entitled "Fees and Expenses" and the relevant supplement for the Portfolio.**

## Past Performance



The Portfolio was launched in December 1997. The share class was launched in April 2016.

Where applicable, past performance has been calculated in GBP and is expressed as a percentage change of the Portfolio's Net Asset Value at each year end (net of all fees). Where past performance is not shown there is insufficient data to provide a useful indication of past performance.

Please be aware that past performance is not indicative of future performance which may vary.

## Practical Information

**Depositary:** State Street Bank International GmbH Luxembourg Branch

**Further Information:** The Prospectus, annual and semi-annual reports and latest share price are available free of charge from the Fund's registered office, the Manager, administrator or the Portfolio's distributors. The Prospectus is available in English, French, German, Italian and Spanish.

This document is for a single Portfolio of the Fund and the Prospectus, annual and semi-annual reports is for the entire Fund.

The Fund is an investment company with segregated liability between portfolios under Luxembourg law. Therefore, the assets of the Portfolio you have invested in should not be used to pay the liabilities of other portfolios. However, this has not been tested in other jurisdictions.

**Switching between Portfolios:** Shares are available in other share classes and in other currencies as may be specified in the Prospectus. Shareholders may apply for their shares in any share class of any portfolio to be converted into any share class of another portfolio, subject to the conditions set out in the Prospectus (charges may apply).

**Liability Statement:** The Fund may be held liable solely on the basis of any statement contained in this document that is misleading, inaccurate or inconsistent with the relevant parts of the Prospectus for the Fund.

**Tax Legislation:** This Portfolio's investments may be subject to tax in the countries in which it invests. In addition, this Portfolio is subject to the tax law and regulation of Luxembourg which may have an impact on your personal tax position and impact your investment. For further details, please speak to your professional advisers.

**Remuneration Policy:** Details of the up-to-date remuneration policy of the Manager, including, but not limited to, a description of how the remuneration and benefits are determined and governed by the Manager, are available at <https://www.gsam.com/sm/remunerationpolicy> and a paper copy is made available free of charge upon request.

## KEY INVESTOR INFORMATION

This document provides you with Key Investor Information about this Fund. It is not marketing material. The information is required by law to help you understand the nature and the risks of investing in this Fund. You are advised to read it so you can make an informed decision about whether to invest.

## Janus Henderson

### Absolute Return Fund Class I Acc ISIN: GB00B5KKCX12

A sub-fund of Janus Henderson Investment Fund Series I, a UK OEIC managed by Janus Henderson Fund Management UK Limited.  
Fund Currency: GBP Share Class Currency: GBP

## Objective and investment policy

### Objective

The Fund aims to provide a positive (absolute) return, regardless of market conditions, over any 12 month period. A positive return is not guaranteed over this or any other time period, and particularly over the shorter term the Fund may experience periods of negative returns. Consequently your capital is at risk.

Performance target: To outperform the UK Base Interest Rate, after the deduction of charges, over any 3 year period.

### Investment policy

The Fund invests in shares and makes extensive use of derivatives (complex financial instruments) to take both 'long' and 'short' positions in companies the Investment Manager believes will either rise in value (long positions) or fall in value (short positions) meaning that the Fund may benefit from either scenario.

The Fund will hold a significant proportion of its assets in cash and money market instruments as a result of holding derivatives and for when the Investment Manager wishes to take a defensive stance. Conversely, the Fund may also employ 'leverage' (so that the Fund can invest a greater amount than its actual value) when the Investment Manager has greater confidence in the opportunities available.

Typically, at least 60% of the exposure to the long and short positions (in aggregate) will be to companies of any size, in any industry, in the UK. Companies may be incorporated or headquartered in the UK, deriving significant revenue from the UK, or constituents of the FTSE All Share Index. Up to 40% of the long and short exposure may be to non-UK companies.

The Fund may also hold other assets including Collective Investment Schemes (including those managed by Janus Henderson).

The Investment Manager may also use derivatives (complex financial instruments) to reduce risk or to manage the Fund more efficiently.

## Risk and reward profile



The value of an investment and any income from it can go up or down. When you sell your shares they may be worth less than you paid for them.

The rating above is based on the historic volatility of the share class. Historic data may not be a reliable indication of the future risk profile of the Fund. The rating is not guaranteed and may change over time.

The share class appears at 4 out of 7. Share classes in higher categories have shown greater and/or more frequent variations in Net Asset Value in the past five years than those in lower categories. The lowest category does not mean risk free.

Other material risks not captured by the rating:

**Equities** Shares/Units can lose value rapidly, and typically involve higher risks than bonds or money market instruments. The value of your investment may fall as a result.

**Country or Region** If a Fund has a high exposure to a particular country or geographical region it carries a higher level of risk than a Fund which is more broadly diversified.

The Fund is actively managed and makes reference to the UK Base Interest Rate as this forms the basis of the Fund's performance target and the calculation of performance fees (if applicable). The Investment Manager has complete discretion to choose investments for the Fund and is not constrained by a benchmark.

### Strategy

The Investment Manager blends core long term and tactical short term ideas to construct the portfolio. Ideas come from a variety of sources including proprietary research, external research and other Janus Henderson investment teams, with the intention of taking long positions in companies with unexpected earnings growth or value creation potential, and short positions in companies where earnings are priced in or where long term value is impaired.

**Other Information** The Investment Manager will seek to promote environmental, social and/or governance (ESG) principles in managing the Fund, which may include the exclusion of issuers that the Investment Manager considers could contribute to significant ESG harm, as further described in the prospectus.

**Distribution policy** The Fund offers accumulation shares (shares in which net income is retained within the price).

**Recommendation** This Fund may not be appropriate for investors who plan to withdraw their money within 5 years.

The Fund is designed to be used only as one component of several in a diversified investment portfolio. Investors should consider carefully the proportion of their portfolio invested into this Fund.

You can buy, sell or switch shares in the Fund on any dealing day and according to certain restrictions, both defined in detail in the Company's Prospectus.

**For an explanation of some of the terms used in this document, please visit the glossary on our website at [www.janushenderson.com](http://www.janushenderson.com).**

**Derivatives and Leverage** The Fund may use derivatives to help achieve its investment objective. This can result in leverage (higher levels of debt), which can magnify an investment outcome. Gains or losses to the Fund may therefore be greater than the cost of the derivative. Derivatives also introduce other risks, in particular, that a derivative counterparty may not meet its contractual obligations.

**Exchange Rates** If the Fund holds assets in currencies other than the base currency of the Fund, or you invest in a share/unit class of a different currency to the Fund (unless hedged, i.e. mitigated by taking an offsetting position in a related security), the value of your investment may be impacted by changes in exchange rates.

**Liquidity** Securities within the Fund could become hard to value or to sell at a desired time and price, especially in extreme market conditions when asset prices may be falling, increasing the risk of investment losses.

**Counterparty Risk and Operational Risk** The Fund could lose money if a counterparty with which the Fund trades becomes unwilling or unable to meet its obligations, or as a result of failure or delay in operational processes or the failure of a third party provider.

For more information please see the Company's Prospectus.

## Charges

The charges you pay are used to pay the costs of running the Fund, including the costs of managing and distributing it. These charges reduce the potential growth of your investment.

If you invest through a third party provider you are advised to consult them directly as charges, performance and terms and conditions may differ materially to those shown in this document.

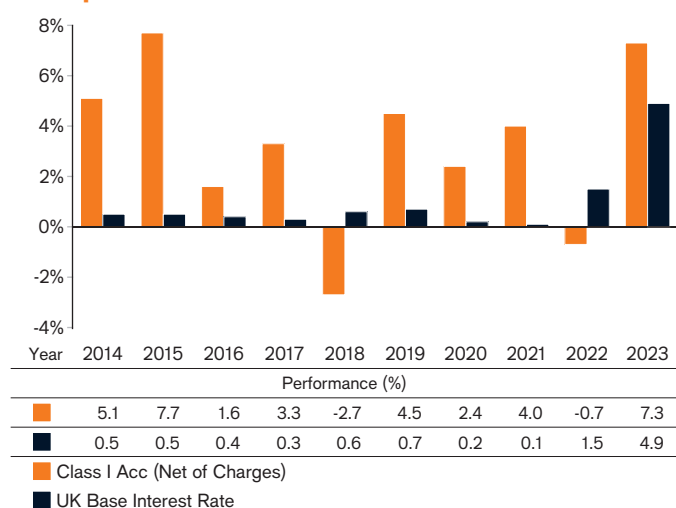
### One-off charges taken before or after you invest\*

Entry Charge	5.00%
Exit Charge	0.00%**

\* The charges shown are maximum figures. In some cases you may pay less.

\*\* Subject to a charge of up to 3.00% where the Manager suspects excessive trading by an investor (and specifically on subscriptions held for less than 90 days).

## Past performance



### Charges taken from the Fund over a year

Ongoing Charges	1.07%
-----------------	-------

The ongoing charges are based on actual annualised expenses for the period ending 31 May 2023. Ongoing charges may vary from year to year.

The figure for ongoing charges excludes portfolio transaction costs, except in the case of an initial charge paid by the Fund when buying shares or units in another Fund.

### Charges taken from the Fund under certain specific conditions

Performance fee	20.00%*
-----------------	---------

\*20% of any returns that, subject to a High Water Mark, the Fund achieves above the UK Base Interest Rate. The actual amount charged in the Fund's last financial period ending 31 May 2023 amounted to 0.00%.

For more information about Charges please see the Company's Prospectus.

The past performance is calculated in GBP.

The Fund and the share class were launched in April 2009.

Past performance does not predict future returns.

The past performance takes into account all charges except one-off charges.

The Fund does not aim to track the performance of the benchmark.

## Practical information

**Depository:** NatWest Trustee and Depository Services Limited.

**To obtain more information:** This Key Investor Information Document may not contain all the information you need.

For the last published price of shares in the Fund or any additional information on the Fund, or to obtain the Company's prospectus or the annual/semi-annual report, please visit [www.janushenderson.com](http://www.janushenderson.com). Documents are available free of charge in English and certain other languages. You may also contact the registered office of the Fund at 201 Bishopsgate, London EC2M 3AE, or your local representative office.

**Tax:** Investors should note that the tax legislation that applies to the Fund may have an impact on the personal tax position of their investment in the Fund.

Contact your adviser to discuss tax treatment, suitability of this investment, and other questions.

**Notices:** Janus Henderson Fund Management UK Limited may be held liable solely on the basis of any statement contained in this document

that is misleading, inaccurate or inconsistent with the relevant parts of the Prospectus for the Fund.

The assets of each sub-fund are segregated, meaning that each sub-fund is insulated from any losses or claims associated with the other sub-funds.

Further information about dealing and switching to other share classes of this Fund or other Funds in this OEIC may be obtained by visiting [www.janushenderson.com](http://www.janushenderson.com) or found in the Company's prospectus.

The details of the up-to-date remuneration policy of the Manager are available at [www.janushenderson.com](http://www.janushenderson.com). A paper copy of the remuneration policy will be made available free of charge upon request. These include a description of how pay and benefits are worked out and the people or committee members responsible for awarding them.

The Fund and Janus Henderson Fund Management UK Limited are authorised in the UK and regulated by the Financial Conduct Authority ("FCA").

*This Key Investor Information is accurate as at 31 July 2024.*



## Key Investor Information

This document provides you with key investor information about this fund. It is not marketing material. The information is required by law to help you understand the nature and the risks of investing in this fund. You are advised to read it so you can make an informed decision about whether to invest.

### Vanguard U.S. Equity Index Fund (the "Fund")

A sub-fund of Vanguard® Investments Funds ICVC

GBP Acc

ISIN: GB00B5B71Q71

Authorised Corporate Director: Vanguard Investments UK, Limited ("VIUK")

## Objectives and investment policy

- The Fund seeks to track the performance of the S&P Total Market Index (the "Index").
- The Index is a market-capitalisation weighted index representing the US. stock market, offering broad exposure to large, mid, small, and micro-size companies regularly traded on the New York Stock Exchange and the Nasdaq over-the-counter market.
- The Fund is a passive fund which means it takes the form of tracking a specific index in order to replicate its performance.
- The Fund attempts to:
  1. Track the performance of the Index by investing in a representative sample of the component shares of the Index.
  2. Remain fully invested and hold small amounts of cash except in extraordinary market, political or similar conditions where the Fund may temporarily depart from this investment policy to avoid losses.
- The Fund may use derivatives in order to reduce risk or cost and/or generate extra income or growth (known as "efficient portfolio management"). A derivative is a financial contract whose value is based on the value of a financial asset (such as a share, bond, or currency) or a market index.
- The Fund may engage in short term secured lending of its investments to certain eligible third parties. This is used as a means of generating additional income and to off-set the costs of the Fund.
- The currency of the share class is GBP.
- The Fund invests in securities which are denominated in currencies other than the share class currency. Movements in currency exchange rates can affect the return of investments.
- The Fund is appropriate for long-term investment. You should have an investment horizon of at least 5 years.
- Income from the Fund will be reinvested and reflected in the price of shares in the Fund.
- Portfolio transaction costs will have an impact on performance.
- Shares in the Fund can be bought or sold on a daily basis (save on certain bank holidays or public holidays and subject to certain restrictions described in Appendix 1 of the Prospectus). A list of the days on which shares in the Fund cannot be bought or sold is available on: <https://fund-docs.vanguard.com/Vanguard-Investments-Funds-ICVC.pdf>

**For further information about the objectives and investment policy of the Fund and Vanguard's relationship with the Index provider, please see Appendix 1 and the "Disclaimer" section of the Vanguard Investments Funds ICVC prospectus (the "Prospectus") on our website at <https://global.vanguard.com/>**

## Risk and reward profile



1	2	3	4	5	6	7
---	---	---	---	---	---	---

- This indicator is based on historical data and may not be a reliable indication of the future risk profile of the Fund.
- The risk category shown is not guaranteed and may change over time.
- The lowest category does not mean "risk free".
- The Fund is rated 5 due to the nature of its investments which include the risks listed below. These factors may impact the value of the Fund's investments or expose the Fund to losses.
  - The value of equities and equity-related securities can be affected by daily stock market movements. Other influential factors include political, economic news, company earnings and significant corporate events.
  - Movements in currency exchange rates can adversely affect the return of your investment.
  - Investment risk is concentrated in specific sectors, countries, currencies or companies. This means the Fund is more sensitive to any localised economic, market, political or regulatory events.

### The risk and reward indicator does not take account of the following risks of investing in the Fund:

- Counterparty risk. The insolvency of any institutions providing services such as safekeeping of assets or acting as counterparty to derivatives or other instruments, may expose the Fund to financial loss.
- Liquidity risk. Lower liquidity means there are insufficient buyers or sellers to allow the Fund to sell or buy investments readily. This could cause the Fund to incur higher costs when buying or selling investments or could mean that the Fund is not able to buy or sell investments when it would like to do so.
- Index tracking risk. The Fund is not expected to track the performance of the Index at all times with perfect accuracy. The Fund is, however, expected to provide investment results that, before expenses, generally correspond to the price and yield performance of the Index.
- Index sampling risk. As the Fund uses an index sampling technique whereby a representative sample of securities are selected to represent the Index, there is the risk that the securities selected for the Fund may not, in the aggregate, approximate the full Index.
- Use of derivatives. The use of derivatives could increase or reduce exposure to underlying assets and result in greater fluctuations of the Fund's net asset value.

**For further information on risks please see the "Risk Factors" section of the Prospectus on our website at <https://global.vanguard.com>**

## Charges

The charges you pay are used to pay the costs of running the Fund, including the costs of marketing and distributing it. These charges reduce the potential growth of your investment.

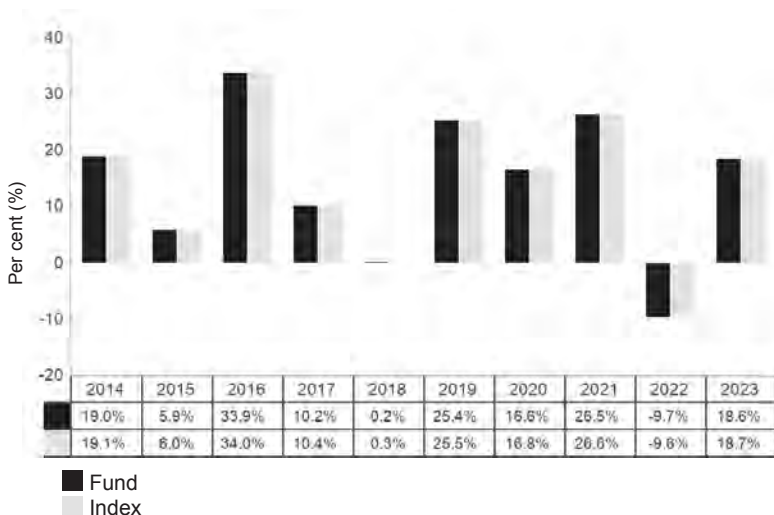
One-off charges taken before or after you invest	
Entry charge	None
Exit charge	None
Charges taken from the Fund over a year	
Ongoing charges	0.10%
Charges taken from the Fund under certain specific conditions	
Performance fee	None

The entry and exit charges shown are maximum figures and in some cases you might pay less. Investors can find out the actual entry and exit charges from their distributor and or adviser.

The ongoing charges figure is based on expenses for the year ended 31 December 2023. This figure may vary from year to year. It excludes portfolio transaction costs.

**For further information about charges please see the sections entitled "Buying Shares", "Redeeming Shares", "Charges and Expenses", "Dilution Adjustment" and Appendix 1 of the Prospectus on our website at <https://global.vanguard.com>**

## Past performance



### • Past performance:

1. **Is not a reliable indication of future performance.**
  2. Includes ongoing charges and the reinvestment of income. It excludes entry and exit fees.
  3. Has been calculated in GBP.
- Shares in the Fund were first issued in 2009. This share class was launched in 2009.

## Practical information

- **Depository:** State Street Trustees Limited.
- **Documents, prices of shares and further information:** You can obtain copies of the Prospectus and the latest annual and semi-annual report and accounts for Vanguard Investments Funds ICVC ("VIF") along with the latest published prices of shares and other practical information, from our website at <https://global.vanguard.com>. The documents are available in English and are free of charge.
- **Prices:** The last published prices of shares in the Fund are also available from the FT's website [www.ft.com](http://www.ft.com) or <https://global.vanguard.com>
- **Tax:** VIF is subject to the tax laws of the United Kingdom. Depending on your country of residence, this may have an impact on your personal tax position. You are recommended to consult your professional tax adviser.
- **Liability:** VIUK may be held liable solely on the basis of any statement contained in this document that is misleading, inaccurate or inconsistent with the relevant parts of the Prospectus for VIF.
- **Sub-funds:** This document describes a sub-fund of VIF. The prospectus and periodic reports are prepared for the entire company.
- The Fund's assets belong exclusively to the Fund and shall not be used to discharge the liabilities of or claims against VIF, other sub-funds of VIF or any other person or body.
- **Shares:** The Fund is part of VIF and has both accumulation and income shares. You may switch some or all of your shares of one type, to shares of another type within the same Fund, or between other sub-funds of VIF or other funds managed by VIUK. Details of switching are provided in the Prospectus.
- Information about other share classes offered by VIF can be found in the prospectus or from our website at <https://global.vanguard.com>.
- Further information on the Index Provider please see the Fund's prospectus.
- **Remuneration policy:** Details of the Vanguard European Remuneration Policy are available at <https://www.ie.vanguard/content/dam/intl/europe/documents/ch/en/ucits-v-remuneration-policy.pdf> including: (a) a description of how remuneration and benefits are calculated; and (b) the identities of persons responsible for awarding remuneration and benefits. A paper copy of these details may be obtained, free of charge, on request from the Head of Human Resources, Europe, Vanguard Asset Services, Limited, 4th Floor The Walbrook Building, 25 Walbrook, London EC4N 8AF.

## Key Investor Information

This document provides you with key investor information about this fund. It is not marketing material. The information is required by law to help you understand the nature and the risks of investing in this fund. You are advised to read it so you can make an informed decision about whether to invest.

### Vanguard U.K. Investment Grade Bond Index Fund (the "Fund")

A sub-fund of Vanguard Investment Series Plc

GBP Acc

ISIN: IE00B1S74Q32

Manager: Vanguard Group (Ireland) Limited ("VGIL")

## Objectives and investment policy

- The Fund employs a passive management – or indexing – investment approach and seeks to track the performance of the Bloomberg GBP Non-Government Float Adjusted Bond Index (the "Index").
- The Index includes Sterling-denominated investment-grade bonds, excluding UK government debt and government related bonds, with maturities greater than one year. Investment-grade bonds are generally bonds with a relatively low risk of default.
- The Fund attempts to:
  1. Track the performance of the Index by investing in a portfolio of securities that, insofar as possible and practicable, consists of a representative sample of the component securities of the Index.
  2. Remain fully invested except in extraordinary market, political or similar conditions where the Fund may temporarily depart from this investment policy to avoid losses.
- The Fund may use derivatives in order to reduce risk or cost and/or generate extra income or growth. A derivative is a financial contract whose value is based on the value of a financial asset (such as a share, bond, or currency) or a market index.
- The base currency of the Fund is GBP.
- The Fund invests in securities which are denominated in currencies other than the base currency. Movements in currency exchange rates can affect the return of investments.
- The Fund is appropriate for long-term investment. You should have an investment horizon of at least 3 years.
- Income from the Fund will be reinvested and reflected in the price of shares in the Fund.
- Portfolio transaction costs will have an impact on performance.
- Subject to certain exceptions set out in the Prospectus, Shares in the Fund can be bought or sold or exchanged on a daily basis (save on certain bank / public holidays and subject to certain restrictions described in Appendix 1 of the Prospectus or in a separate Supplement) by submitting an application in writing. A list of the days on which shares in the Fund cannot be bought or sold is available on

<https://fund-docs.vanguard.com/holiday-calendar-vanguard-investment-series-plc-irish-funds.pdf>

**For further information about the objectives and investment policy of the Fund, as well as the limited relationship with the Index provider, please see Appendix 1 and Appendix 6 of the Vanguard Investment Series plc prospectus (the "Prospectus") on our website at <https://global.vanguard.com>**

## Risk and reward profile



- This indicator is based on historical data and may not be a reliable indication of the future risk profile of the Fund.
- The risk category shown is not guaranteed and may change over time.
- The lowest category does not mean "risk free".
- The Fund is rated 4 due to the nature of its investments which include the risks listed below. These factors may impact the value of the Fund's investments or expose the Fund to losses.
  - The value of bonds and fixed income-related securities is affected by influential factors such as interest rates, inflation, credit spreads and volatility which, in turn, are driven by other factors including political, economic news, company earnings and significant corporate events.
  - Investment risk is concentrated in specific sectors, countries, currencies or companies. This means the Fund is more sensitive to any localised economic, market, political or regulatory events.
  - Use of derivatives. The use of derivatives could increase or reduce exposure to underlying assets and result in greater fluctuations of the Fund's net asset value.

### The risk and reward indicator does not take account of the following risks of investing in the Fund:

- Counterparty risk. The insolvency of any institutions providing services such as safekeeping of assets or acting as counterparty to derivatives or other instruments, may expose the Fund to financial loss.
- Liquidity risk. Lower liquidity means there are insufficient buyers or sellers to allow the Fund to sell or buy investments readily. This could cause the Fund to incur higher costs when buying or selling investments or could mean that the Fund is not able to buy or sell investments when it would like to do so.
- Credit risk. The issuer of a financial asset held within the Fund may not pay income or repay capital to the Fund when due.
- Index tracking risk. The Fund is not expected to track the performance of the Index at all times with perfect accuracy. The Fund is, however,

expected to provide investment results that, before expenses, generally correspond to the price and yield performance of the Index.

- Index sampling risk. As the Fund uses an index sampling technique whereby a representative sample of securities are selected to represent the Index, there is the risk that the securities selected for the Fund may not, in the aggregate, approximate the full Index.
- Inflation risk. The value of your investments may not be worth as much in the future due to changes in purchasing power resulting from inflation.

**For further information on risks please see the "Risk Factors" section of the Prospectus on our website at <https://global.vanguard.com>**

## Charges

The charges you pay are used to pay the costs of running the Fund, including the costs of marketing and distributing it. These charges reduce the potential growth of your investment.


One-off charges taken before or after you invest	
Entry charge	None
Exit charge	None
This is the maximum that might be taken out of your money before it is invested / before the proceeds of your investment are paid out.	
Charges taken from the Fund over a year	
Ongoing charges	0.12%
Charges taken from the Fund under certain specific conditions	
Performance fee	None

The entry and exit charges shown are maximum figures and in some cases you might pay less. Investors can find out the actual entry and exit charges from their distributor and or adviser.

The ongoing charges figure is based on expenses for the year ended 31 December 2023. This figure may vary from year to year. It excludes portfolio transaction costs.

**For further information about charges, please see the sections entitled "Buying Shares", "Redeeming Shares", "Fees and Expenses", Appendix 1, and the "Swing Pricing" section in Appendix 2 of the Prospectus on our website at <https://global.vanguard.com>**

## Past performance



### • Past performance:

1. **Is not a reliable indication of future performance.**
  2. Includes ongoing charges and the reinvestment of income. It excludes entry and exit fees.
  3. Has been calculated in GBP.
- Shares in the Fund were first issued in 2007. This share class was launched in 2007.

## Practical information

- **Depositary:** Brown Brothers Harriman Trustee Services (Ireland) Limited.
- **Documents, prices of shares and further information:** You can obtain copies of the Prospectus and the latest annual and semi-annual report and accounts for Vanguard Investment Series plc ("VIS"), along with the latest published prices of shares and other practical information on the Fund from Vanguard Investment Series plc c/o Brown Brothers Harriman Fund Administration Services (Ireland) Limited, 30 Herbert Street, Dublin 2, D02 W329, Ireland or from our website at <https://global.vanguard.com>. These documents are available in English only. The documents are available in English and are free of charge.
- **Prices:** The last published prices of shares in the Fund are also available from the FT's website [www.ft.com](http://www.ft.com) or <https://global.vanguard.com>
- **Tax:** VIS is subject to the tax laws of Ireland. Depending on your country of residence, this may have an impact on your personal tax position. You are recommended to consult your professional tax adviser.
- **Liability:** VGIL may be held liable solely on the basis of any statement contained in this document that is misleading, inaccurate or inconsistent with the relevant parts of the Prospectus for VIS.
- **Sub-funds:** VIS is an umbrella fund with a number of sub-funds. This document describes a sub-fund of VIS. The prospectus and periodic reports are prepared for the entire company.
- VIS is an umbrella Fund with segregated liability between sub-funds. This means that the holdings of the Fund are maintained separately under Irish law from holdings of other sub-funds of VF and your investment in the Fund will not be affected by any claims against any other sub-fund of VIS.
- **Shares:** You may exchange your shares in the Fund for shares in any other sub-fund of VIS. Details of switching are provided in the Prospectus.
- Information about other share classes offered by VIS can be found in the prospectus or from our website at <https://global.vanguard.com>.
- Further information on the Index Provider please see the Fund's prospectus.
- **Remuneration policy:** Details of VGIL's Remuneration Policy are available at <https://www.ie.vanguard/content/dam/intl/europe/documents/ch/en/ucits-v-remuneration-policy.pdf>, including: (a) a description of how remuneration and benefits are calculated; and (b) the identities of persons responsible for awarding remuneration and benefits. A paper copy of these details may be obtained, free of charge, on request from VGIL at 70 Sir John Rogerson's Quay, Dublin 2, Ireland.

## Key Investor Information

This document provides you with key investor information about this fund. It is not marketing material. The information is required by law to help you understand the nature and the risks of investing in this fund. You are advised to read it so you can make an informed decision about whether to invest.

### Vanguard U.K. Government Bond Index Fund (the "Fund")

A sub-fund of Vanguard Investment Series Plc

GBP Acc

ISIN: IE00B1S75374

Manager: Vanguard Group (Ireland) Limited ("VGIL")


## Objectives and investment policy

- The Fund employs a passive management – or indexing – investment approach and seeks to track the performance of the Bloomberg U.K. Government Float Adjusted Bond Index (the "Index").
- The Index includes UK government bonds denominated in UK pounds sterling with maturities greater than one year.
- The Index is a market-weighted index designed to reflect the total universe of pound sterling denominated United Kingdom treasury and government-related securities with maturities greater than one year.
- The Fund will invest primarily in investment grade bonds with a rating of between AAA and BBB- as defined by the Index provider.
- The Fund attempts to:
  - Track the performance of the Index by investing in a portfolio of securities that, insofar as possible and practicable, consists of a representative sample of the component securities of the Index.
  - Remain fully invested except in extraordinary market, political or similar conditions where the Fund may temporarily depart from this investment policy to avoid losses.
- The Fund may use derivatives in order to reduce risk or cost and/or generate extra income or growth. A derivative is a financial contract whose value is based on the value of a financial asset (such as a share, bond, or currency) or a market index.
- The base currency of the Fund is GBP.
- The Fund invests in securities which are denominated in currencies other than the base currency. Movements in currency exchange rates can affect the return of investments.
- The Fund is appropriate for long-term investment. You should have an investment horizon of at least 3 years.
- Income from the Fund will be reinvested and reflected in the price of shares in the Fund.
- Portfolio transaction costs will have an impact on performance.
- Subject to certain exceptions set out in the Prospectus, Shares in the Fund can be bought or sold or exchanged on a daily basis (save on certain

bank / public holidays and subject to certain restrictions described in Appendix 1 of the Prospectus or in a separate Supplement) by submitting an application in writing. A list of the days on which shares in the Fund cannot be bought or sold is available on <https://fund-docs.vanguard.com/holiday-calendar-vanguard-investment-series-plc-irish-funds.pdf>

**For further information about the objectives and investment policy of the Fund, as well as the limited relationship with the Index provider, please see Appendix 1 and Appendix 6 of the Vanguard Investment Series plc prospectus (the "Prospectus") on our website at <https://global.vanguard.com>**

## Risk and reward profile



- This indicator is based on historical data and may not be a reliable indication of the future risk profile of the Fund.
- The risk category shown is not guaranteed and may change over time.
- The lowest category does not mean "risk free".
- The Fund is rated 5 due to the nature of its investments which include the risks listed below. These factors may impact the value of the Fund's investments or expose the Fund to losses.
  - The value of bonds and fixed income-related securities is affected by influential factors such as interest rates, inflation, credit spreads and volatility which, in turn, are driven by other factors including political, economic news, company earnings and significant corporate events.
  - Investment risk is concentrated in specific sectors, countries, currencies or companies. This means the Fund is more sensitive to any localised economic, market, political or regulatory events.
  - Use of derivatives. The use of derivatives could increase or reduce exposure to underlying assets and result in greater fluctuations of the Fund's net asset value.

### The risk and reward indicator does not take account of the following risks of investing in the Fund:

- Counterparty risk. The insolvency of any institutions providing services such as safekeeping of assets or acting as counterparty to derivatives or other instruments, may expose the Fund to financial loss.
- Liquidity risk. Lower liquidity means there are insufficient buyers or sellers to allow the Fund to sell or buy investments readily. This could cause the Fund to incur higher costs when buying or selling investments or could mean that the Fund is not able to buy or sell investments when it would like to do so.
- Credit risk. The issuer of a financial asset held within the Fund may not pay income or repay capital to the Fund when due.
- Index tracking risk. The Fund is not expected to track the performance of the Index at all times with perfect accuracy. The Fund is, however,

expected to provide investment results that, before expenses, generally correspond to the price and yield performance of the Index.

- Index sampling risk. As the Fund uses an index sampling technique whereby a representative sample of securities are selected to represent the Index, there is the risk that the securities selected for the Fund may not, in the aggregate, approximate the full Index.
- Inflation risk. The value of your investments may not be worth as much in the future due to changes in purchasing power resulting from inflation.

**For further information on risks please see the "Risk Factors" section of the Prospectus on our website at <https://global.vanguard.com>**

## Charges

The charges you pay are used to pay the costs of running the Fund, including the costs of marketing and distributing it. These charges reduce the potential growth of your investment.

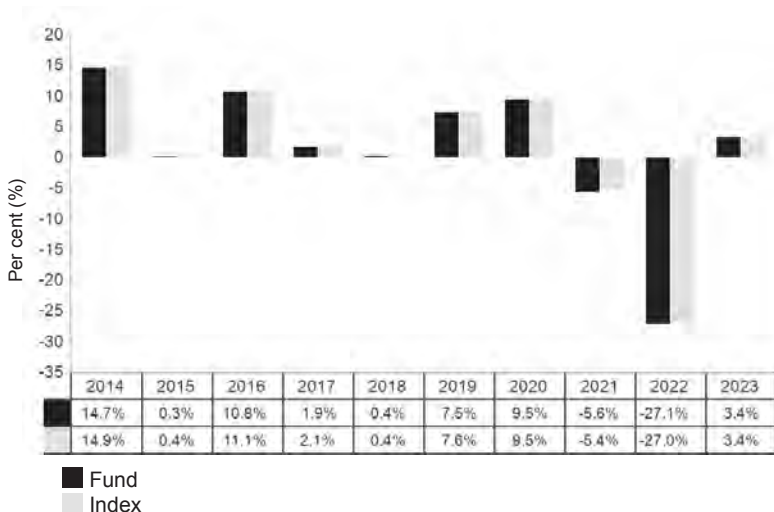
One-off charges taken before or after you invest	
Entry charge	None
Exit charge	None
This is the maximum that might be taken out of your money before it is invested / before the proceeds of your investment are paid out.	
Charges taken from the Fund over a year	
Ongoing charges	0.12%
Charges taken from the Fund under certain specific conditions	
Performance fee	None

The entry and exit charges shown are maximum figures and in some cases you might pay less. Investors can find out the actual entry and exit charges from their distributor and or adviser.

The ongoing charges figure is based on expenses for the year ended 31 December 2023. This figure may vary from year to year. It excludes portfolio transaction costs.

**For further information about charges, please see the sections entitled "Buying Shares", "Redeeming Shares", "Fees and Expenses", Appendix 1, and the "Swing Pricing" section in Appendix 2 of the Prospectus on our website at <https://global.vanguard.com>**

## Past performance



### • Past performance:

1. **Is not a reliable indication of future performance.**
  2. Includes ongoing charges and the reinvestment of income. It excludes entry and exit fees.
  3. Has been calculated in GBP.
- Shares in the Fund were first issued in 2009. This share class was launched in 2009.

## Practical information

- **Depositary:** Brown Brothers Harriman Trustee Services (Ireland) Limited.
- **Documents, prices of shares and further information:** You can obtain copies of the Prospectus and the latest annual and semi-annual report and accounts for Vanguard Investment Series plc ("VIS"), along with the latest published prices of shares and other practical information on the Fund from Vanguard Investment Series plc c/o Brown Brothers Harriman Fund Administration Services (Ireland) Limited, 30 Herbert Street, Dublin 2, D02 W329, Ireland or from our website at <https://global.vanguard.com>. These documents are available in English only. The documents are available in English and are free of charge.
- **Prices:** The last published prices of shares in the Fund are also available from the FT's website [www.ft.com](http://www.ft.com) or <https://global.vanguard.com>
- **Tax:** VIS is subject to the tax laws of Ireland. Depending on your country of residence, this may have an impact on your personal tax position. You are recommended to consult your professional tax adviser.
- **Liability:** VGIL may be held liable solely on the basis of any statement contained in this document that is misleading, inaccurate or inconsistent with the relevant parts of the Prospectus for VIS.
- **Sub-funds:** VIS is an umbrella fund with a number of sub-funds. This document describes a sub-fund of VIS. The prospectus and periodic reports are prepared for the entire company.
- VIS is an umbrella Fund with segregated liability between sub-funds. This means that the holdings of the Fund are maintained separately under Irish law from holdings of other sub-funds of VF and your investment in the Fund will not be affected by any claims against any other sub-fund of VIS.
- **Shares:** You may exchange your shares in the Fund for shares in any other sub-fund of VIS. Details of switching are provided in the Prospectus.
- Information about other share classes offered by VIS can be found in the prospectus or from our website at <https://global.vanguard.com>.
- Further information on the Index Provider please see the Fund's prospectus.
- **Remuneration policy:** Details of VGIL's Remuneration Policy are available at <https://www.ie.vanguard/content/dam/intl/europe/documents/ch/en/ucits-v-remuneration-policy.pdf>, including: (a) a description of how remuneration and benefits are calculated; and (b) the identities of persons responsible for awarding remuneration and benefits. A paper copy of these details may be obtained, free of charge, on request from VGIL at 70 Sir John Rogerson's Quay, Dublin 2, Ireland.

## Key Investor Information

This document provides you with key investor information about this fund. It is not marketing material. The information is required by law to help you understand the nature and the risks of investing in this fund. You are advised to read it so you can make an informed decision about whether to invest.

# IFSL Evenlode Income Class B Shares

A Sub-fund of the IFSL Evenlode Investment Funds ICVC (ISIN Income GB00BD0B7D55, Accumulation GB00BD0B7C49)

This Fund is managed by Investment Fund Services Limited (IFSL)

## Objectives and Investment Policy

The investment objective of the Fund is to provide income and capital growth over Rolling Periods of 5 years, with an emphasis on income.

At least 80% of the Fund will be invested in the equity securities of companies listed in the United Kingdom.

The Fund may also invest in equity securities of companies listed globally, fixed income securities, cash (or near cash) and up to 10% in collective investment schemes (which may include schemes managed or operated by the ACD or its associates).

The Fund may invest in derivatives to reduce risk or cost or to generate additional capital or income at proportionate risk (known as "Efficient Portfolio Management").

The Fund is actively managed and the Investment Manager focuses on companies which offer a combination of high and growing cash-flows (to deliver both capital growth and dividend growth for the Fund) and low business risk. The Investment Manager will perform analysis to identify shares in companies that offer this combination. As part of this analysis, the Investment Manager will consider a company's free cash flow generation. This is a financial measure of how much surplus cash a company is able to generate after funding its operating costs, working capital, capital expenditures, interest and tax. A high level of free cash flow indicates to the Investment Manager that a company has sufficient cash flow to satisfy its obligations, including the ability to provide a sustainable dividend stream.

Shareholders may wish to compare the performance of the Fund against the FTSE

All Share Index. The index is a broadly based UK index which includes a wide range of companies across all market capitalisations which is consistent with the share selection process. The shares comprising the index are aligned with the Fund's UK focus, and on that basis the index is considered an appropriate performance comparator for the Fund. Please note the Fund is not constrained by or managed to the index.

The Investment Association (IA), the trade body for UK investment managers, has created a number of 'sectors', as a way of dividing funds into broad groups with similar characteristics.


Shareholders may also wish to compare the Fund's performance against other funds within the IA's UK All Companies sector as this will provide an indication of how the Fund is performing compared to its peers in that sector. As the sector aligns with the Fund's asset allocation, it is considered an appropriate performance comparator for the Fund.

The Fund pays income. If you wish to receive this please tell us. If you do not want to receive income you will be given accumulation shares which means income is invested back into the Fund and reflected in the price of your shares.

You can buy or sell all or part of your investment on any business day subject to the minimum holding requirements.

Recommendation: this fund may not be appropriate for investors who plan to withdraw their money in the short-term (within 5 years). The Fund should be viewed as a medium to long-term investment only.

## Risk and Reward Profile



This indicator aims to give you a measure of the price movement of this share class based on past data. It uses historic returns over the last five years. If five years' data is not available, simulated data based on a representative portfolio are used.

Past data may not be a reliable indication of the future risk profile of the Fund. The risk category may change in the future and is not guaranteed. The lowest category does not mean risk free. The value of investments and the income from them may fall as well as rise and you may not get back the amount you originally invested.

This Fund has been measured as 5 because its investments have experienced moderate to high volatility in the past. The Fund's volatility is affected by various risks, including:

The Fund will be exposed to financial markets and market conditions can change rapidly. Prices can move irrationally and be affected unpredictably by diverse factors, including political and economic events.

The Fund may be exposed to the shares of smaller companies which are typically riskier than larger, more established companies. Difficulty in trading may arise, resulting in a negative impact on your investment. Shares in smaller companies may be harder to sell at a desired price and/or in a timely manner, especially in difficult market conditions.

The Fund may be exposed to emerging markets, which are typically riskier than more established markets, as they can involve a higher than average risk due to the volatility of currency exchange rates, limited geographic focus, investment in a smaller number of issues, political and economic instability and less liquid markets. Difficulty in trading may arise, resulting in a negative impact on your investment.

The Fund may be exposed to bonds, the prices of which will be impacted by factors including; changes in interest rates, inflation expectations and perceived credit quality.

The Fund may have exposure to overseas markets, either directly or indirectly, and is therefore exposed to currency risk. As a result, the value of your investment can be affected by changes in exchange rates.

The Fund will invest mainly in the UK therefore investments will be vulnerable to sentiment in that market which may strongly affect the value of the Fund.

In certain market conditions, the Fund may not be able to sell one or more of its assets for the full value, or at all. This could affect the performance of the Fund and could cause the Fund to defer or suspend redemptions of its shares, meaning investors may not be able to have immediate access to their holdings.

A company that we deal with may renege on its obligations, costing the Fund money.

The Fund may enter into various financial contracts (known as derivatives) in an attempt to protect the value of the Fund's assets or to reduce the costs of investing, although this may not be achieved.

Operational processes, including those related to the safekeeping of assets, may fail. This may result in losses to the Fund, or inconvenience to investors.

Dividends paid by companies are not guaranteed and can be cancelled, which may impact the Fund's ability to deliver an income to investors.

Investors are encouraged to read the 'risk factors' section of the Fund's prospectus to find a more extensive list of the risks that apply to this Fund.

## Charges

The charges you pay are used to pay the costs of running the Fund, including the costs of marketing and distributing it. These charges reduce the potential growth of your investment. The entry and exit charges shown are maximum figures. In some cases you may pay less - you can find this out from your financial adviser.

The ongoing charges figure is based on expenses as at 29/02/2024. This figure may vary from year to year. It excludes:

- Portfolio transaction costs, except in the case of an entry/exit charge paid by the Fund retail scheme when buying or selling units in another collective investment undertaking.

For more information about charges, please see Section 7 of the Fund's Prospectus, which is available at [www.ifslfunds.com](http://www.ifslfunds.com).

### One-off charges taken before or after you invest

Entry Charge	5.00%
Exit Charge	None

This is the maximum that might be taken out of your money before it is invested.

### Charges taken from the fund over each year

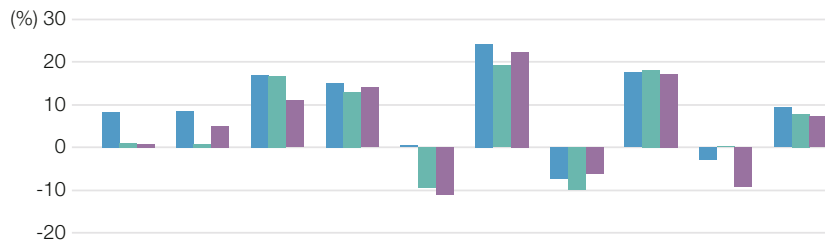
Ongoing Charges	0.88%
-----------------	-------

### Charges taken from the fund under certain conditions

Performance Fee	None
-----------------	------

## Past Performance

### Historic performance to 31 December 2023



	2014	2015	2016	2017	2018	2019	2020	2021	2022	2023
Fund	8.2	8.4	17.1	15.2	0.4	24.2	-7.4	17.6	-2.8	9.3
Benchmark	1.2	1.0	16.8	13.1	-9.5	19.2	-9.8	18.3	0.3	7.9
Benchmark 2	0.9	5.0	11.0	14.1	-11.2	22.4	-6.2	17.1	-9.2	7.4

Past performance is not a reliable indicator of future performance; the value of your investment and any income from it can go down as well as up.

Performance returns are based on the net asset value with distributable income reinvested and takes account of all ongoing charges, but not entry and exit charges. The past performance of this share class is calculated in GBP.

This Fund was launched on 19 October 2009.

This share class was launched on 19 October 2009.

Benchmark: FTSE AllSh TR GBP.

Benchmark 2: IA UK All Companies.

## Practical Information

If you wish to sell all or part of your investment please write to us at Investment Fund Services Limited, Marlborough House, 59 Chorley New Road, Bolton, BL1 4QP or telephone 0808 178 9321. Your deal will be placed at the next valuation point after we receive your instruction.

The Prospectus, Annual and Half-Yearly Report and Accounts for the Fund are available free of charge at [www.ifslfunds.com](http://www.ifslfunds.com) or by calling 0808 178 9321. The documents are available in English only.

For further details including how to invest please see the Supplementary Information Document which is available at [www.ifslfunds.com](http://www.ifslfunds.com) or call 0808 178 9321.

Other share classes of the Fund are available. For further details please see the Fund's Prospectus which is available at [www.ifslfunds.com](http://www.ifslfunds.com). The Prospectus, Annual and Half-Yearly Reports cover all the Funds within the ICVC.

You may switch to any Fund in the range subject to meeting the investment criteria, please refer to the Prospectus for further details.

The Depositary for the Fund is NatWest Trustee & Depositary Services Limited.

UK taxation may have an impact on your personal tax position.

Fund prices are available on our website [www.ifslfunds.com](http://www.ifslfunds.com).

The Sub-funds of the ICVC are segregated by law. In the unlikely event of one Sub-fund having debts, the assets of the other funds may not be used to settle these.

Investment Fund Services Limited may be held liable solely on the basis of any statement contained in this document that is misleading, inaccurate or inconsistent with the relevant parts of the Prospectus.

Benchmark data source: FTSE Russell <https://www.ftserussell.com/legal/legal-disclaimer>

The Remuneration Policy of Investment Fund Services Limited is available from [www.ifslfunds.com](http://www.ifslfunds.com). This Policy describes how remuneration and benefits are calculated and the governance arrangements in place around these payments. A paper copy of this Policy is also available free of charge upon request.



## Key Investor Information

This document provides you with key investor information about this Fund. It is not marketing material. The information is required by law to help you understand the nature and the risks of investing in this Fund. You are advised to read it so you can make an informed decision about whether to invest.

# First Sentier Global Property Securities Fund Class B (Accumulation) GBP



a sub-fund of First Sentier Investors ICVC (the Company)

ISIN GB00B1F76N79

First Sentier Investors (UK) Funds Limited, the authorised corporate director of the Company

## Objectives and investment policy

**Objective:** The Fund aims to achieve an investment return from income and capital growth over the long term (at least five years).

**Policy:** The Fund invests at least 70% in shares of companies that are involved in property around the world and are listed on exchanges worldwide.

The Fund does not invest directly in property.

The Fund may invest up to 10% in other funds.

The Fund will only use derivatives to reduce risk or to manage the Fund more efficiently in limited cases.

**Strategy:** The Manager's strategy is to focus on quality companies that it would expect to outperform over the long-term (at least 5 years) especially in down markets. The Fund strategy is to invest in real estate investment trusts or companies that own, develop or manage real property across different geographic markets.

**Benchmark:** The Fund's performance is compared against the value of the FTSE EPRA Nareit Developed Index.

The Fund's manager may use its discretion when deciding which investments should be held by the Fund.


The Fund is actively managed; investment of the Fund's assets is not constrained by the benchmark composition or sector requirements and the Fund's manager has discretion within the Fund's investment policy to invest in assets without regard to the benchmark.

**Recommendation:** This Fund may not be appropriate for investors who plan to withdraw their money within five years.

The Fund will not pay any income out; instead any income will be reflected in the value of your shares.

You can buy and sell shares in the Fund on any business day. As long as we receive your instruction before 12 noon (UK time), shares will be bought and sold at that day's price.

## Risk and reward profile



- The synthetic risk reward indicator (the SRRI) rating is not a measure of the risk of you losing the entire value of your investment but describes how much the value of the share class has gone up and down in the past. Where a share class has not yet launched, the SRRI is calculated using representative data.
- The SRRI rating is based on historical data which may not be a reliable indication of the future risks and rewards of the share class.
- We cannot guarantee that the rating of the share class will remain the same; it may change over time.
- Even the lowest rating 1 does not mean a risk free investment.
- On a scale of 1 (less risky) to 7 (more risky), this share class has a rating of 6 due to its past performance (or representative data) and the nature of its investments.
- Categories 1-2 indicate a low level of historical fluctuations, 3-5 a medium level, and 6-7 a high level.

- Risk is taken in order to make a higher potential return; the more risk a fund takes, the higher the potential return but the greater the risk of loss.
  - The value of the Fund and its return is not guaranteed and may fall as well as rise. You may get back significantly less than you originally invested. Material risks not adequately captured by the SRRI:
  - **Emerging market risk:** Emerging markets tend to be more sensitive to economic and political conditions than developed markets. Other factors include greater liquidity risk, restrictions on investment or transfer of assets, failed/delayed settlement and difficulties valuing securities.
  - **Property securities risk:** the Fund invests in the shares of companies that are involved in property (such as real estate investment trusts) rather than in property itself. The value of these investments may fluctuate more than the underlying property assets.
  - **Single sector risk:** investing in a single economic sector may be riskier than investing in a number of different sectors. Investing in a larger number of sectors helps to spread risk.
  - **Currency risk:** the Fund invests in assets which are denominated in other currencies; changes in exchange rates will affect the value of the Fund and could create losses. Currency control decisions made by governments could affect the value of the Fund's investments and could cause the Fund to defer or suspend redemptions of its shares.
- For further information on risks, please refer to the Risk Factors section in the Company's prospectus.

## Charges for this Fund

The charges are used to pay the costs of running the Fund, including the costs of marketing and distributing it. These charges reduce the potential growth of your investment.

### One-off charges taken before or after you invest

Entry charge	4.00%
Exit charge	N/A

This is the maximum that might be taken out of your money before it is invested.

### Charges taken from the fund over a year

Ongoing charge	0.84%
----------------	-------

### Charges taken from the fund under certain specific conditions

Performance fee	N/A
-----------------	-----

The entry and exit charges shown are the maximum you will need to pay. In some cases you might pay less - you can find out the actual entry and exit charges from your financial adviser.

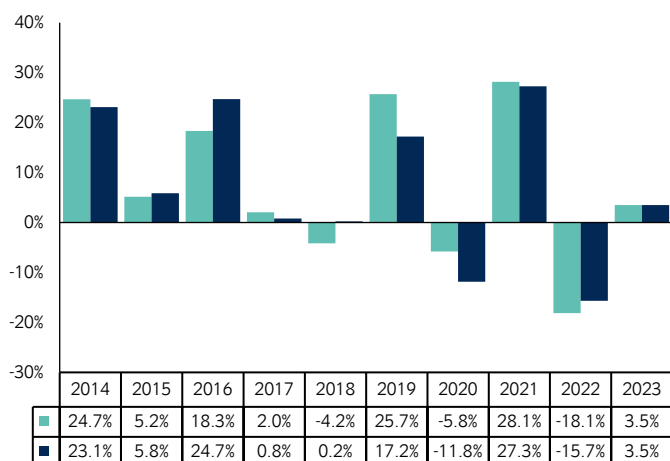
The ongoing charge is based on expenses for the year ending July 2023. It may vary from year to year. It excludes portfolio transaction costs which are paid from assets of the Fund and performance fees, if any.

There are fees for switching between sub-funds. The fee for switching into the Fund is 0.5%.

The fees and expenses are charged against the capital of the Fund. Deducting expenses from capital reduces the potential for capital growth.

Further information can be found in the Buying, Selling and Switching Shares section of the Company's prospectus.

## Past performance



■ First Sentier Global Property Securities Fund Class B (Accumulation) GBP

■ FTSE EPRA Nareit Developed Index (GBP)

Past performance is not a reliable guide to future performance. The past performance shown here includes fees, any reinvested income and tax.

The Fund launched on 12 September 2006.

The Share Class launched on 12 September 2006. The past performance of the Share Class is calculated in GBP.

The past performance of the benchmark is calculated in GBP

The Fund's performance comparison to the Investment Association Sector can be found in the Company's prospectus.

## Practical information

**Depository:** The Bank of New York Mellon (International) Limited

**Further information:** The Fund forms part of the First Sentier Investors ICVC (the Company). The prospectus, annual and semi-annual reports of the Company as a whole are available free of charge on [firstsentierinvestors.com](http://firstsentierinvestors.com) or by contacting First Sentier Investors, PO Box 404, Darlington, DL1 9UZ. All documents are available in English.

**Other practical information:** The Fund's share price and other information about the Fund is available at [firstsentierinvestors.com](http://firstsentierinvestors.com). The prospectus, annual and semi-annual reports contain information about all of the sub-funds and share classes of the Company.

**Tax legislation:** The Fund is subject to UK tax laws. This may have an impact on your personal tax position. For further details, please speak to your tax adviser.

**Liability statement:** First Sentier Investors (UK) Funds Limited (as management company) may be held liable solely on the basis of any statement contained in this document that is misleading, inaccurate or inconsistent with the relevant parts of the prospectus for the Company.

**Fund information:** Each sub-fund of the Company is responsible for meeting its own debts. The sub-funds are segregated by law. This means that investments of the Fund cannot be used to pay the debts of the other sub-funds.

You can exchange shares in the Fund for shares in another sub-fund, which is called switching. There may be a charge for switching, as indicated above in 'Charges for this Fund'.

**Remuneration:** Information on the current remuneration policy of First Sentier Investors (UK) Funds Limited, including a description of how remuneration and benefits are calculated and the identity of persons responsible for awarding the remuneration and benefits, is available at [firstsentierinvestors.com](http://firstsentierinvestors.com). A paper copy of this information is available free of charge upon request from First Sentier Investors, PO Box 404, Darlington, DL1 9UZ.

This Fund is authorised in the UK and regulated by the Financial Conduct Authority. First Sentier Investors (UK) Funds Limited is authorised and regulated in the UK by the Financial Conduct Authority.

Prior to 22 September 2020 the Company's name was First State Investments ICVC.  
This key investor information is accurate as at 13 February 2024.



**Invesco**

## Key Investor Information

This document provides you with key investor information about this Fund. It is not marketing material. The information is required by law to help you understand the nature and the risks of investing in this Fund. You are advised to read it so you can make an informed decision about whether to invest.

### Invesco UK Opportunities Fund (UK) (the "Fund")

### A fund of Invesco UK Investment Series (the "Company")

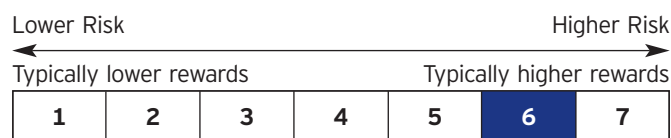
### Z Accumulation share class (ISIN: GB00B8N46S41) (the "Share Class")

The Fund is managed by Invesco Fund Managers Limited, part of the Invesco Group.

#### Objectives and Investment Policy

- The objective of the Fund is to achieve long-term (5 years plus) capital growth.
- The Fund invests at least 80% of its assets in shares of companies incorporated, domiciled or carrying out the main part of their economic activity in the UK.
- The Fund may use derivatives (complex instruments) to manage the Fund more efficiently, with the aim of reducing risk, reducing costs and/or generating additional capital or income.
- The Fund has an active investment approach based on stock selection driven by the fund manager's assessment of valuation. The Fund is not constrained by a benchmark and has a flexible approach with no inbuilt bias to sector or company size, investing in what the fund manager believes are the best opportunities, in a typically concentrated portfolio of 35-45 stocks.
- The reference to (UK) in the Fund's name only relates to the Fund's domicile and is unrelated to the Fund's objective and investment policy.
- You can buy, sell and switch shares in the Fund on any Dealing Day (as defined in the Prospectus).
- Any income from your investment will be reinvested.
- Recommendation: The Fund may not be appropriate if you plan to withdraw your money within 5 years.

#### Risk and Reward Profile



- The Share Class is in risk category 6 due to the rises and falls of its price or simulated data in the past.
- As the Share Class' risk category has been calculated using historical data, it may not be a reliable indication of the Share Class' future risk profile.
- The risk category may change in the future and is not guaranteed.
- The lowest category does not mean a risk free investment.

#### Other Risks

- The value of investments and any income will fluctuate (this may partly be the result of exchange rate fluctuations) and you may not get back the full amount invested. Over time, inflation may erode the value of investments.
- The Fund typically has a concentrated number of holdings and may have a higher degree of risk than a fund which invests in a broader range of holdings.
- The Fund may use derivatives (complex instruments) in an attempt to reduce the overall risk of its investments, reduce the costs of investing and/or generate additional capital or income, although this may not be achieved. The use of such complex instruments may result in greater fluctuations of the value of the Fund. The Manager, however, will ensure that the use of derivatives within the Fund does not materially alter the overall risk profile of the Fund.
- The Fund is invested in companies primarily domiciled in one country, any unfavourable conditions presented on them through country-specific conditions such as changes in regulation, business or economic policy may have a more negative impact on the Fund's performance than on the performance of a fund that is geographically diversified.
- A more detailed description of risk factors that apply to this Fund is set out in Section 29 of the Prospectus.

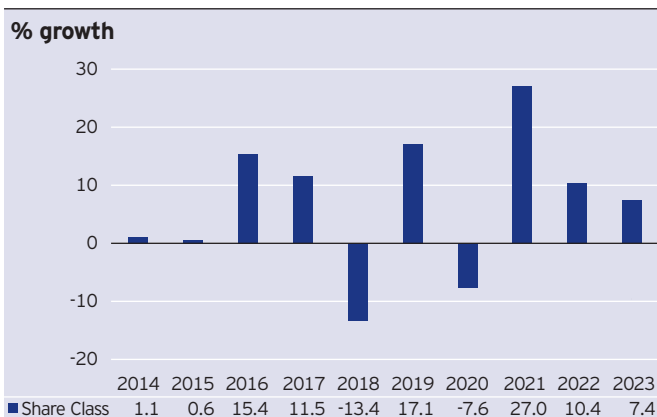
## Charges

The charges you pay are used to pay the costs of running the Fund, including the costs of marketing and distributing it. These charges reduce the potential growth of your investment.

One-off charges taken before or after you invest	
<b>Entry charge</b>	None
<b>Exit charge</b>	None
Any charges shown above are the maximum that might be taken out of your money before it is invested.	
Charges taken from the Share Class over a year	
<b>Ongoing charge</b>	0.86%
Charges taken from the Share Class under certain specific conditions	
<b>Performance fee</b>	None

- The ongoing charge figure reflects the fund management fee, a fixed fee. The figure excludes indirect ongoing costs and portfolio transaction costs.
- For a full breakdown of the fund's charges please see the Costs and Charges document on our website: [www.invesco.com/uk/icvc-charges](http://www.invesco.com/uk/icvc-charges)

## Past Performance



- Fund launch date: 12 June 1987.
- Share Class launch date: 12 November 2012.
- The base currency of the Fund is Sterling.
- Performance figures are calculated in Sterling.
- Performance figures are calculated inclusive of reinvested income and net of the ongoing charge and portfolio transaction costs.
- Past performance is not a guide to future returns.

## Practical Information

- Depository: Citibank UK Limited
- The UK tax regime may have an impact on your personal tax position.
- Invesco Fund Managers Limited may be held liable solely on the basis of any statement contained in this document that is misleading, inaccurate or inconsistent with the relevant parts of the Prospectus.
- The Company is structured by having different funds. The assets and liabilities of each fund are segregated by UK Law. As a consequence the assets of the Fund will not be available to meet the liabilities of another fund within the Company.
- You are entitled to switch from this Fund to another fund within the Invesco ICVC fund range on request.
- More share classes are available for this Fund. You can find more information on our website.
- You can check the latest price for this Share Class on our website.
- Information on our remuneration policy is available on our website and can be obtained, free of charge, upon request.
- Further details can be found in the Prospectus and the Annual and Interim Reports, which can be obtained in English, free of charge, from [www.invesco.com/UK](http://www.invesco.com/UK) or by calling us on 0800 085 8677.

This Fund is authorised in the United Kingdom and regulated by the Financial Conduct Authority.  
Invesco Fund Managers Limited is authorised in the United Kingdom and regulated by the Financial Conduct Authority.  
This Key Investor Information is accurate as at 20 February 2024.

# Key Investor Information



This document provides you with key investor information about this fund. It is not marketing material. The information is required by law to help you understand the nature and the risks of investing in this fund. You are advised to read it so you can make an informed decision about whether to invest.

## Vanguard FTSE U.K. All Share Index Unit Trust (the "Fund")

GBP Acc  
ISIN: GB00B3X7QG63  
Manager: Vanguard Investments UK, Limited ("VIUK")

### Objectives and investment policy

- The Fund seeks to track the performance of the FTSE All-Share Index (the "Index").
- The Index is a free-float market-capitalisation weighted index representing the performance of all eligible companies listed on the London Stock Exchange's main market, which pass screening for size and liquidity. Free-float means that only shares readily available in the market are included when calculating a company's weight in a given index and excludes locked-in shares (such as those held by governments). Market-capitalisation is the value of a company's outstanding shares in the market and shows the size of a company.
- The Fund is a passive fund which means it takes the form of tracking a specific index in order to replicate its performance.
- The Fund attempts to:
  1. Track the performance of the Index as closely as possible by investing in a representative sample of the component shares of the Index.
  2. Remain fully invested and hold small amounts of cash except in extraordinary market, political or similar conditions where the Fund may temporarily depart from this investment policy to avoid losses.
- The Fund may use derivatives in order to reduce risk or cost and/or generate extra income or growth (known as "efficient portfolio management"). A derivative is a financial contract whose value is based on the value of a financial asset (such as a share, bond, or currency) or a market index.
- The currency of the unit class is GBP.
- The Fund invests in securities which are denominated in currencies other

than the share class currency. Movements in currency exchange rates can affect the return of investments.

- The Fund is appropriate for long-term investment. You should have an investment horizon of at least 5 years.
- Income from the Fund will be reinvested and reflected in the price of units in the Fund.
- Portfolio transaction costs will have an impact on performance.
- Units in the Fund can be bought or sold on a daily basis (save on certain bank holidays or public holidays and subject to certain restrictions described in Appendix 1 of the Prospectus). A list of the days on which units in the Fund cannot be bought or sold is available on: <https://fund-docs.vanguard.com/Vanguard-FTSE-U.K.All-Share-Index-UT.pdf>

**For further information about the objectives and investment policy of the Fund and Vanguard's relationship with the Index provider, please see Appendix 1 and the "Disclaimer" section of the Vanguard FTSE U.K. All Share Index Unit Trust prospectus (the "Prospectus") on our website at <https://global.vanguard.com/>**

### Risk and reward profile



1	2	3	4	5	6	7
---	---	---	---	---	---	---

- This indicator is based on historical data and may not be a reliable indication of the future risk profile of the Fund.
- The risk category shown is not guaranteed and may change over time.
- The lowest category does not mean "risk free".
- The Fund is rated 6 due to the nature of its investments which include the risks listed below. These factors may impact the value of the Fund's investments or expose the Fund to losses.
  - The value of equities and equity-related securities can be affected by daily stock market movements. Other influential factors include political, economic news, company earnings and significant corporate events.
  - Investment risk is concentrated in specific sectors, countries, currencies or companies. This means the Fund is more sensitive to any localised economic, market, political or regulatory events.

#### The risk and reward indicator does not take account of the following risks of investing in the Fund:

- Counterparty risk. The insolvency of any institutions providing services such as safekeeping of assets or acting as counterparty to derivatives or other instruments, may expose the Fund to financial loss.
- Liquidity risk. Lower liquidity means there are insufficient buyers or sellers to allow the Fund to sell or buy investments readily. This could cause the Fund to incur higher costs when buying or selling investments or could mean that the Fund is not able to buy or sell investments when it would like to do so.
- Index tracking risk. The Fund is not expected to track the performance of the Index at all times with perfect accuracy. The Fund is, however, expected to provide investment results that, before expenses, generally correspond to the price and yield performance of the Index.
- Index sampling risk. As the Fund uses an index sampling technique whereby a representative sample of securities are selected to represent the Index, there is the risk that the securities selected for the Fund may not, in the aggregate, approximate the full Index.
- Use of derivatives. The use of derivatives could increase or reduce exposure to underlying assets and result in greater fluctuations of the Fund's net asset value.

**For further information on risks please see the "Risk Factors and Performance" section of the Prospectus on our website at <https://global.vanguard.com>**

## Charges

The charges you pay are used to pay the costs of running the Fund, including the costs of marketing and distributing it. These charges reduce the potential growth of your investment.


One-off charges taken before or after you invest	
Entry charge	None
Exit charge	None
Charges taken from the Fund over a year	
Ongoing charges	0.06%
Charges taken from the Fund under certain specific conditions	
Performance fee	None

The entry and exit charges shown are maximum figures and in some cases you might pay less. Investors can find out the actual entry and exit charges from their distributor and or adviser.

The ongoing charges figure is based on expenses for the year ended 31 December 2023. This figure may vary from year to year. It excludes portfolio transaction costs.

**For further information about charges please see the sections entitled "Buying Units", "Redeeming Units", "Charges and Expenses", "Dilution Adjustment" and Appendix 1 of the Prospectus on our website at <https://global.vanguard.com>**

## Past performance



### • Past performance:

1. **Is not a reliable indication of future performance.**
  2. Includes ongoing charges and the reinvestment of income. It excludes entry and exit fees.
  3. Has been calculated in GBP.
- Units in the Fund were first issued in 2009. This unit class was launched in 2009.

## Practical information

- **Trustee:** State Street Trustees Limited.
- **Documents, prices of units and further information:** You can obtain copies of the Prospectus and the latest annual and semi-annual report and accounts for the Fund along with the latest published prices of units and other practical information, from our website at <https://global.vanguard.com>. The documents are available in English and are free of charge.
- **Prices:** The last published prices of units in the Fund are also available from the FT's website [www.ft.com](http://www.ft.com) or <https://global.vanguard.com>
- **Tax:** The Fund is subject to the tax laws of the United Kingdom. Depending on your country of residence, this may have an impact on your personal tax position. You are recommended to consult your professional tax adviser.
- **Liability:** VIUK may be held liable solely on the basis of any statement contained in this document that is misleading, inaccurate or inconsistent with the relevant parts of the Prospectus for the Fund.
- **Units:** The Fund has both accumulation and income units. You may switch some or all of your shares of one type, to shares of another type within the Fund or other funds managed by VIUK. Details of switching are provided in the Prospectus.
- Information about other classes of unit offered by the Fund can be found in the prospectus or from our website at <https://global.vanguard.com>.
- Further information on the Index Provider please see the Fund's prospectus.
- **Remuneration policy:** Details of the Vanguard European Remuneration Policy are available at <https://www.ie.vanguard/content/dam/intl/europe/documents/ch/en/ucits-v-remuneration-policy.pdf> including: (a) a description of how remuneration and benefits are calculated; and (b) the identities of persons responsible for awarding remuneration and benefits. A paper copy of these details may be obtained, free of charge, on request from the Head of Human Resources, Europe, Vanguard Asset Services, Limited, 4th Floor The Walbrook Building, 25 Walbrook, London EC4N 8AF.

This document provides you with key investor information about this fund. It is not marketing material. The information is required by law to help you understand the nature and the risks of investing in this fund. You are advised to read it so you can make an informed decision about whether to invest.

# Schroder Asian Income Fund

## an Authorised Unit Trust of Schroder Unit Trusts Limited

### Class L Accumulation GBP (GB00BDD29732)

This fund is managed by Schroder Unit Trusts Limited, which is a member of the Schroders Group.

## Objectives and investment policy

### Objectives

The fund aims to provide income and capital growth in excess of the MSCI AC Pacific ex Japan (Net Total Return) index (after fees have been deducted) over a 3 to 5 year period by investing in equities of Asia Pacific companies excluding Japan but including Australia and New Zealand.

### Investment Policy

The fund is actively managed and invests at least 80% of its assets in equities of Asia Pacific companies, excluding Japan but including Australia and New Zealand, which offer dividend payments.

The fund may also invest directly or indirectly in other securities (including in other asset classes), countries, regions, industries or currencies, collective investment schemes (including Schroder funds), warrants and money market instruments, and hold cash.

The fund may use derivatives with the aim of reducing risk or managing the

fund more efficiently.

### Benchmark

The fund's performance should be assessed against its target benchmark, being to exceed the MSCI AC Pacific ex Japan (Net Total Return) Index, and compared against the Investment Association Asia Pacific ex Japan sector average return. The investment manager invests on a discretionary basis and is not limited to investing in accordance with the composition of this benchmark.

### Dealing Frequency

You may redeem your investment upon demand. This fund deals daily.

### Distribution Policy

This unit class accumulates income received from the fund's investments, meaning it is kept in the fund and its value is reflected in the price of the unit class.

## Risk and reward profile



### The risk and reward indicator

The risk category was calculated using historical performance data and may not be a reliable indicator of the fund's future risk profile.

The fund's risk category is not guaranteed to remain fixed and may change over time.

A fund in the lowest category does not mean a risk-free investment.

The fund is in this category because it can take higher risks in search of higher rewards and its price may rise and fall accordingly.

### Risk factors

**Performance risk:** Investment objectives express an intended result but there is no guarantee that such a result will be achieved. Depending on market

conditions and the macro economic environment, investment objectives may become more difficult to achieve.

**Currency risk:** The fund may lose value as a result of movements in foreign exchange rates, otherwise known as currency rates.

**Derivatives risk:** Derivatives, which are financial instruments deriving their value from an underlying asset, may be used to manage the portfolio efficiently. A derivative may not perform as expected, may create losses greater than the cost of the derivative and may result in losses to the fund.

**Emerging Markets & Frontier risk:** Emerging markets, and especially frontier markets, generally carry greater political, legal, counterparty, operational and liquidity risk than developed markets.

**Liquidity risk:** In difficult market conditions, the fund may not be able to sell a security for full value or at all. This could affect performance and could cause the fund to defer or suspend redemptions of its shares, meaning investors may not be able to have immediate access to their holdings.

**Operational risk:** Operational processes, including those related to the safekeeping of assets, may fail. This may result in losses to the fund.

## Charges

### One-off charges taken before or after you invest

**Entry charge** None

**Exit charge** None

This is the maximum that might be taken out of your money before it is invested or before the proceeds of your investment are paid out.

### Charges taken from the fund over a year

**Ongoing charges** 0.83%

### Charges taken from the fund under certain specific conditions

**Performance fee**

None

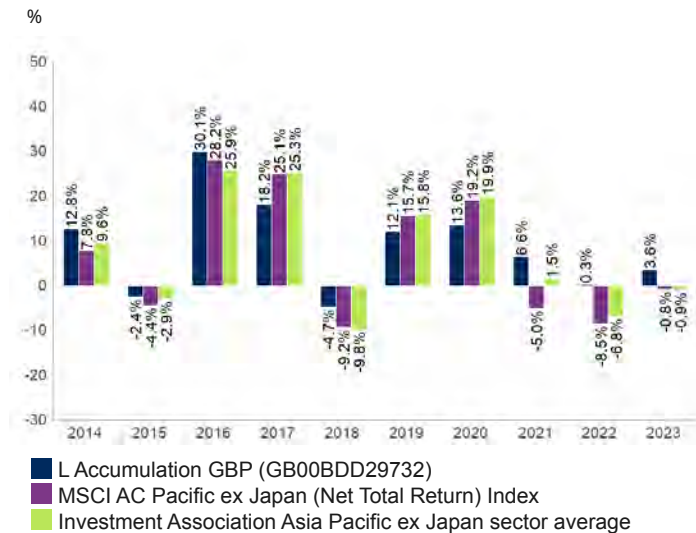
The charges you pay are used to pay the costs of running the fund, including the costs of marketing and distributing it. These charges reduce the potential growth of your investment.

The entry and exit charges shown are maximum figures and in some cases you might pay less. You can find out the actual entry and exit charges from your financial advisor.

The ongoing charges figure is based on the last year's expenses for the year ending December 2023 and may vary from year to year. The ongoing charge figure excludes portfolio transaction costs. The charges are mostly, if not exclusively, the Schrodgers Annual Charge (as may be discounted for retail unit classes depending on the size of the fund) but certain additional expenses may be charged as set out in the prospectus. The Schrodgers Annual Charge (without any discount) for this unit class of the fund is 0.84%. The fund's annual report for each financial year will include details on the exact charges made including any discounts.

Please see the prospectus for more details about the charges.

## Past performance



Past performance is not a guide to future performance and may not be repeated. The value of investments may go down as well as up and you may not get back the amount you originally invested.

The chart shows performance in British pound after the ongoing charges and the portfolio transaction costs have been paid.

The fund was launched on 19/02/1990.

The shareclass was launched on 01/10/2013.

Performance figures are only available since the launch of the respective share class.

## Practical information

**Trustee:** J. P. Morgan Europe Ltd.

**Further Information:** You can get further information about this fund, including the prospectus, latest annual report, any subsequent half-yearly reports and the latest price of units from [www.schroders.com/ukinvestor](http://www.schroders.com/ukinvestor) and from Schroders, PO Box 1402, Sunderland, SR43 4AF, England, telephone 0800 182 2399. They are in English, free of charge.

**Tax Legislation:** The fund is subject to UK tax legislation which may have an impact on your personal tax position.

**Liability:** Schroder Unit Trusts Ltd may be held liable solely on the basis of any statement contained in this document that is misleading, inaccurate or inconsistent with the relevant parts of the fund's prospectus.

**Switches:** Subject to conditions, you may apply to switch your investment into another unit class within this fund or in another Schroder fund. Please see the

prospectus for more details.

**Remuneration Policy:** A summary of Schroders' remuneration policy and related disclosures is at [www.schroders.com/remuneration-disclosures](http://www.schroders.com/remuneration-disclosures). A paper copy is available free of charge upon request.

The policy includes a description of how remuneration and benefits are calculated & the identities of persons responsible for awarding the remuneration and benefits.

**Glossary:** You can find an explanation of some of the terms used in this document at [www.schroders.com/ukinvestor/glossary](http://www.schroders.com/ukinvestor/glossary).

**Benchmark:** The target benchmark has been selected because it is representative of the type of investments in which the fund is likely to invest, and it is, therefore, an appropriate target in relation to the return that the fund aims to provide. The comparator benchmark has been selected because the investment manager believes that this benchmark is a suitable comparison for performance purposes given the fund's investment objective.



## Key Investor Information

This document provides you with key investor information about this fund. It is not marketing material. The information is required by law to help you understand the nature and the risks of investing in this fund. You are advised to read it so you can make an informed decision about whether to invest.

### Fidelity European Fund

a sub-fund of Fidelity Investment Funds

Fidelity European Fund W Accumulation Shares  
(ISIN:GB00BFRT3504)

This fund is managed by FIL Investment Services (UK) Limited

### Objectives and Investment Policy

**Objective:** The fund aims to increase the value of your investment over a period of 5 years or more and pay you a growing income.

**Investment Policy:** The fund will invest at least 80% in continental European companies. The companies will be either listed, incorporated, domiciled, or have significant business activities in the region. The remainder will be invested in companies outside of the region detailed above and in other investment types such as cash and derivatives.

**Investment Process:** The fund is actively managed. The Investment Manager identifies suitable opportunities for the fund utilising in-house research and investment capabilities. The Investment Manager will, when selecting investments for the fund and for the purposes of monitoring risk, consider the MSCI Europe ex UK Index. The Investment Manager has a wide degree of freedom relative to the index and may take larger, or smaller, positions in companies, and/or may invest outside the index, to take advantage of investment opportunities. This means the fund's investments and therefore performance may vary significantly from the index.

**Derivatives and Techniques:** Derivatives are investments whose value is linked to another investment, or to the performance of a stock exchange or to some other variable factor, such as interest rates and used to reduce risk or transaction costs and/or to generate extra income or further increase the value of your investment.


**Additional information:** Income earned by the fund is paid into the fund and reflected by an increase in the value of each share. Shares can usually be bought and sold each business day of the fund. The fund's performance can be compared to the MSCI Europe ex UK (Net total return) Index.

### Charges for this fund

The charges you pay are used to pay the costs of running the fund, including the costs of marketing and distributing it. These charges reduce the potential growth of your investment.

One-off charges taken before or after you invest	
Entry charge	0.00%
Exit charge	0.00%
The entry and exit charges shown are maximum figures. In some cases you might pay less - you can find this out from your financial adviser / distributor.	
Charges taken from the fund over a year	
Ongoing charges	0.91%
Charges taken from the fund under certain specific conditions	
Performance fee	N/A

### Risk and Reward Profile



Historical data may not be a reliable indication for the future.

The risk category shown is not guaranteed and may change over time.

The lowest category does not mean a "risk free" investment.

The risk and reward profile is classified by the level of historical fluctuation of the Net Asset Values of the share class, and within this classification, categories 1-2 indicate a low level of historical fluctuations, 3-5 a medium level and 6-7 a high level.

The value of your investment may fall as well as rise and you may get back less than you originally invested.

The fund may invest in instruments denominated in currencies other than the fund base currency. Changes in currency exchange rates can therefore affect the value of your investment.

This Fund is categorised in risk class 6 because, in accordance with the investment policy, the value of the investments may fluctuate considerably. Consequently, both the expected return and the potential risk of loss may be high.

This is the maximum that might be taken out of your money before it is invested or before the proceeds of your investment are paid out.

The ongoing charges figure shown here for this new class is an estimate of the charges. This figure may vary from year to year. It excludes:

- performance fees (where applicable);
- portfolio transaction costs, except in the case of an entry/exit charge paid by the fund when buying or selling units in another collective investment undertaking.

For more information about charges, including the possibility that swing pricing may apply, please consult the most recent Prospectus.

## Past Performance



Past performance is not a guide to future performance results.

If any, the past performance shown takes into account the ongoing charges with exception of any applicable entry/exit charges.

The fund was launched on 4 November 1985. This class was launched on 13 November 2013.

Past performance has been calculated in GBP.

If applicable, events in the fund's life which may have affected the performance history are highlighted as an "\*\*"; in the chart, which may include changes to the fund's objective and details of such events can be found on our website or by requesting it from your appointed representative or your usual Fidelity contact. If applicable, the Objectives and Investment Policy section shall refer to a benchmark and information on previous benchmarks may be found in the annual report and accounts.

## Practical Information

**Depository:** JP Morgan Europe Limited.

This key information document describes a sub-fund of Fidelity Investment Funds (the "Fund"). The prospectus and periodic reports are prepared for the entire Fund.

For more information, please consult the prospectus and latest reports and accounts which may be obtained free of charge in English from FIL Investment Services (UK) Limited. These documents and details of the remuneration policy are available via <https://www.fil.com>.

The tax legislation in United Kingdom may have an impact on your personal tax position. For further details you should consult a tax advisor.

FIL Investment Services (UK) Limited may be held liable solely on the basis of any statement contained in this document that is misleading, inaccurate or inconsistent with the relevant parts of the prospectus of the fund.

The Net Asset Value of the fund is available at the registered office of FIL Investment Services (UK) Limited, and at [www.fidelityinternational.com](http://www.fidelityinternational.com).

The assets and liabilities of the fund are segregated by law from those of other sub-funds and there is no cross-liability among the sub-funds.

You may have the right to switch from this share class into the same or possibly other share class types of another sub-fund of the Fund. Details on switching rules may be found in the Prospectus.

This fund is authorised in United Kingdom and regulated by Financial Conduct Authority (FCA).

FIL Investment Services (UK) Limited is authorised in United Kingdom and regulated by Financial Conduct Authority (FCA).

This key investor information is accurate as at 26/01/2024.

# Key Investor Information

This document provides you with key investor information about this fund. It is not marketing material. The information is required by law to help you understand the nature and the risks of investing in this fund. You are advised to read it so you can make an informed decision about whether to invest.



## Dynamic Bond Fund ("the Fund") I Accumulation Shares

This is a sub fund of MI TwentyFour Investment Funds. The Fund is an Open Ended Investment Company. ISIN: GB00B5VRV677. Apex Fundrock Ltd is the Authorised Corporate Director of the Fund ("MI" and "MI Funds" are trading names of the ACD).

### Objectives and investment policy

The Fund aims to provide income and grow your investment.

The Fund will invest in a broad range of bonds (which are loans that pay a fixed or variable rate of interest) issued by companies or governments from around the world. The Fund has a highly flexible investment policy which allows it to take advantage of current market conditions and future expectations.

The bonds will be 'investment grade' and 'non-investment grade', as determined by international agencies that provide such ratings. Investment grade bonds, whilst potentially producing a lower level of income than non-investment grade bonds, are considered to be lower risk.

The Fund will aim to reduce the effect of exchange rate movements in the underlying securities relative to the base currency of the Fund. However, these techniques may not be fully effective in completely removing the exchange rate risk.

The Fund may use derivative instruments (such as futures, options and interest rate and credit derivatives) for investment purposes. Derivatives are linked to the rise and fall of other assets. The price movements in these assets can result in movements of the Fund's share price.

The Fund can also use derivative instruments for the purposes of efficient portfolio management, with the aim of managing risk and cost.

Any income this share class generates will be reinvested to grow the value of your investment.

You can buy and sell shares on any business day in London.

Recommendation: this Fund may not be appropriate for investors who plan to withdraw their money within 4-5 years.

For full investment objectives and policy details please refer to the prospectus.

### Risk and reward profile

The Risk and Reward Indicator table demonstrates where the Fund ranks in terms of its potential risk and reward. The higher the rank the greater the potential reward but the greater the risk of losing money. It is based on past data, may change over time and may not be a reliable indication of the future risk profile of the Fund. The shaded area in the table below shows the Fund's ranking on the Risk and Reward Indicator.



- This Fund is ranked at 4 because funds of this type have experienced average rises and falls in value in the past. Please note that even the lowest risk class can lose you money and that extreme market circumstances can mean you suffer severe losses in all cases. The indicator does not take into account the following risks of investing in this Fund:
- Investing overseas can bring additional returns and spread risk to different markets. There are risks, however, that changes in currency exchange rates may cause the value of your investment to decrease and increase.
- There is no guarantee that an asset which provides the security for a bond will maintain its value.
- The Fund can use derivatives in order to meet its investment objectives or to protect from price and currency movements. This may result in gains or losses that are greater than the original amount invested.
- Derivatives can be used to help reduce risk but may not be fully successful. Derivatives can also reduce gains you may otherwise have made.
- Currency risk reduction techniques can have an effect on the value of your investment and on the performance of the share class.
- Bond values are affected by changes in interest rates, inflation and any decline in creditworthiness of the bond issuer. Bonds that produce a higher level of income usually also carry greater risk as such bond issuers may not be able to pay the bond income as promised or could fail to repay the capital amount used to purchase the bond.
- There may be cases where the organisation from which we buy a bond fails to carry out its obligations, which could cause losses to the Fund.
- In difficult market conditions, the value of some investments may be less predictable than normal and the Fund may not be able to buy and sell these investments at the best time or at a fair price. This could affect the Fund's performance, potentially reducing your returns.
- For further risk information please see the prospectus.

## Charges

The charges you pay are used to pay the costs of running the Fund, including the costs of marketing and distributing it. These charges reduce the potential growth of your investment.

### One-off charges taken before or after you invest

Entry charge	0.00%
Exit charge	0.00%

These are the maximum charges that we might take out of your money before it is invested and before we pay out the sale proceeds of your investment. In some cases, you might pay less and you should speak to your financial adviser about this.

### Charges taken from the Fund over a year

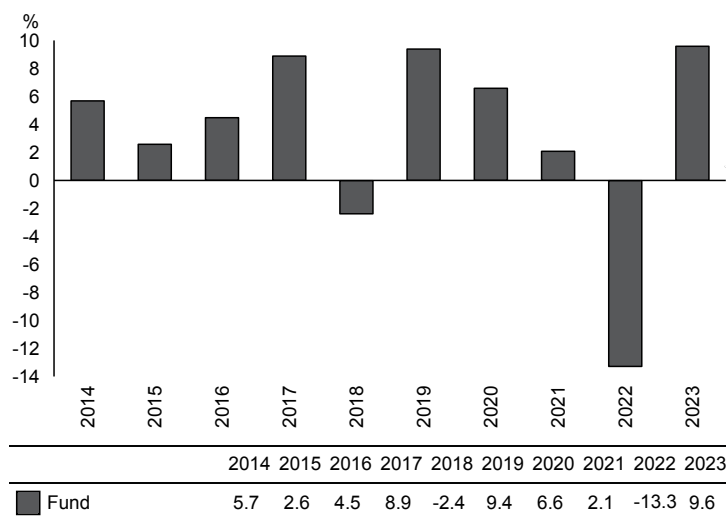
Ongoing charges	0.79%
-----------------	-------

### Charges taken from the Fund under specific conditions

Performance fee	NONE
-----------------	------

- Switching charge (for switching into the Fund from another fund) 0.05%.
- The ongoing charges figure is based on the last year's expenses and may vary from year to year. It excludes the costs of buying or selling assets for the Fund (unless these assets are shares of another fund).
- For the ongoing charge, the figure is as at 30 September 2023.
- You may also be charged a dilution levy on entry to or exit from the Fund, this is to cover costs associated with your transaction.
- 50% of certain charges are deducted from the capital of the Fund. This may allow more income to be paid but it may also restrict capital growth.
- For more information about charges, please see the prospectus.

## Past performance



Source: FE fundinfo 2024

- You should be aware that past performance is not a guide to future performance.
- Fund launch date: 26/04/2010.
- Share/unit class launch date: 26/04/2010.
- Performance is calculated in GBP.

## Practical information

- This document is issued by Apex Fundrock Ltd and contains information on the I Accumulation Shares only ("MI" and "MI Funds" are trading names of the ACD).
- Each fund of the Company has its own pool of assets and liabilities, segregated by law. If one fund were unable to pay for its liabilities the assets of the other funds could not be used to pay for those liabilities.
- You can get further detailed information regarding the Fund, including details of the investment manager and how to switch, buy and sell shares and other share classes available, within the prospectus, the supplementary information document and the annual and half yearly managers' reports. You can get these free of charge from Apex Fundrock Ltd, Hamilton Centre, Rodney Way, Chelmsford, Essex CM1 3BY or from our website: [www.fundrock.com](http://www.fundrock.com). These are available in English only. You can also call us on 0345 026 4286, or look on our website for the latest share prices.
- Details of the ACD's remuneration policy (including a description of how remuneration and benefits are calculated, the composition of the remuneration committee and the identities of persons responsible for awarding remuneration and benefits) are available at [www.fundrock.com/mi-fund-data](http://www.fundrock.com/mi-fund-data) or by requesting a paper copy free of charge (see above for contact details).
- The Depository of the Fund is Northern Trust Investor Services Limited.
- Please note that the tax laws of the United Kingdom may impact your own tax position.
- Apex Fundrock Ltd may be held liable solely on the basis of any statement contained in this document that is misleading, inaccurate or inconsistent with the relevant parts of the prospectus for the Fund.

This document provides you with key investor information about this fund. It is not marketing material. The information is required by law to help you understand the nature and the risks of investing in this fund. You are advised to read it so you can make an informed decision about whether to invest.

## TwentyFour Corporate Bond Fund

a Fund of TwentyFour Global Investment Funds plc  
**GBP I Accumulation Class (IE00BSMTGG87)**

This Fund is managed by KBA Consulting Management Limited

### Objectives and Investment Policy

#### Investment Objective

The Fund aims to generate a return greater than the median return (the return which is the mid-point between the lowest and highest returns over the relevant term) of the UK's Investment Association's (IA) £ Corporate Bond Sector over the medium to long-term based on a combination of income (income received through its investments such as interest received on bonds) and capital growth (the increase in value/price of investments held by the Fund).

#### Investment Policy

To fall within an IA sector, a fund has to fulfil certain criteria set out by the IA. As at the date of this document, the IA £ Corporate Bond Sector specifications say that to be considered for this sector a fund should invest at least 80% of its assets in sterling denominated (or hedged back to Sterling) investment grade (meaning any investment with a rating of at least Baa3 from Moody's, BBB- from Standard & Poor's, or BBB- from Fitch or higher – these are agencies that rate creditworthiness) corporate bond securities (debt issued by companies). As such, the majority of the Fund's investments will be components of and have similar weightings to the IA £ Corporate Bond Sector. The Investment Manager may use its discretion to invest in securities not included in the IA £ Corporate Bond Sector to take advantage of specific investment opportunities with the aim of outperforming the IA £ Corporate Bond Sector. In addition, the Fund may use the iBoxx GBP Corporate Bond Index as a secondary reference benchmark in marketing materials as against which performance of the Fund may be compared.

While the Fund will primarily invest in investment grade sterling denominated bonds, or bonds denominated in currencies other than sterling but hedged to sterling, it may also invest a portion of its portfolio (but not exceeding 20% of the Net Asset Value (NAV) of the Fund) in high yield issues.

High yield issues (or bonds) are typically considered to have a comparatively higher risk of default than investment grade bonds, and therefore would have a lower credit rating. Investing into these issues will increase the level of risk inherent in the Fund.

Investments will be selected based on:

- (1) how they affect the Fund in meeting the specifications of the IA £ Corporate Bond Sector;
- (2) the Investment Manager's analysis of their potential to provide the Fund with income and/or capital growth; and
- (3) their ability to contribute towards the investment objective. The Fund will not invest in other collective investment schemes.

The Fund may invest in financial derivatives (investments which allow the Fund exposure to an asset through a financial contract rather than investing directly in the asset) to try and reduce the effect of exchange rate movements on the Fund's investments, and to manage risks. A full list of the financial derivatives which the Fund may utilise is set out in section entitled 'Investment Policies' in the supplement to the prospectus.

#### Benchmark

The Fund is actively managed, meaning that investment decisions are made on a discretionary basis. The Fund is managed with reference to the IA £ Corporate Bond Sector for performance outperformance only. Additionally the Fund may use the iBoxx GBP Corporate Bond Index to compare performance only.

#### Investment Horizon

Recommendation: this Fund may not be appropriate for investors who plan to withdraw their money within 5 years. For the full investment objective and policy details, please read the prospectus fully.

#### Income

All income received is reinvested.

#### Fund Currency

The currency of the Fund is GBP.

#### Subscription and Redemption

You can buy and sell shares on any dealing day in London and Dublin.

**For the full investment objective and policy details, please read the prospectus fully.**

### Risk and Reward Profile



The risk and reward indicator illustrates where the Sub-Fund is positioned in terms of its possible risks relative to its potential rewards. The higher the Sub-Fund's position on this scale, the greater the possible reward, but also the greater risk of losing money. This risk indicator is calculated using historical data, which cannot be used as a prediction for the future. Therefore the risk classification may change over time. Even if the Sub-Fund is in the lowest risk class you can lose money, as no investments are entirely risk free.

#### Why is this Sub-Fund in this category?

The Fund is currently in category 4 (denoting a lower risk investment) because it invests primarily in bonds which are investment grade.

#### Are there any other particular Risks?

**Capital Loss** - the risk that the value of your investment may decrease, and you may not get back the original amount invested.

**Interest Rate Risk** – as interest rates rise, bond prices typically fall. And vice versa.

**Inflation Risk** – if inflation increases, your investment return may decrease

**Credit and Counterparty Risk** – the risk that the issuer of a debt security, or a counterparty to a derivatives contract may not be able to meet interest, principal or settlement payments or otherwise honour its obligations. This would cause losses to the Fund. There is no guarantee that an asset which provides security for a bond will maintain its value.

**Liquidity Risk** – there is a risk that market conditions may affect the Fund's ability to buy or sell assets at the price the Fund would like.

**Currency Risk** – investing overseas can bring about additional returns and spread risk to different markets, but there are risks that changes in currency rates may cause the value of your investment to change. Any currency risk reduction techniques may have an effect on the value of your investment.

**Derivative Risk** – derivatives are complex instruments. We can, and sometimes do, use derivatives to help reduce risk, but we may not be fully successful. Derivatives can also reduce investment gains, and may result in greater fluctuations of the Fund's NAV.

For more information on pertinent investment risks, please read the section entitled 'Risk Factors' in the prospectus.

## Charges for this Fund

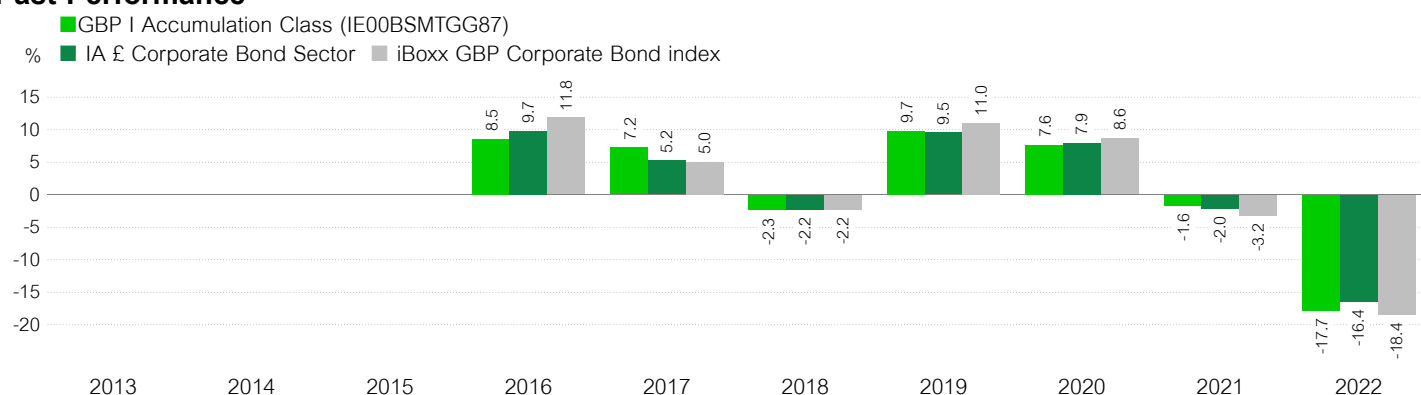
One-off charges that may be taken before or after you invest	
Entry charge	none
Exit charge	none
This is the maximum that might be taken out of your money –	
Charges taken from the Fund over a year	
Ongoing charge	0.36%
Charges taken from the Fund under certain specific conditions	
Performance fee:	none

The charges paid are used to pay the costs of running the fund, including the costs of marketing and distribution. These costs reduce the potential growth of the value of the Fund.

The ongoing charges are annualised and can vary from year to year, are calculated as at 31/12/2022 and exclude performance fee and transaction costs, but include the investment management fee. Full details on the exact charges and costs are published in the annual report of the fund.

More detailed information on charges can be found in the prospectus under the section entitled 'Fees and Expenses'.

## Past Performance



Past performance is no indication of future results. All fund performance data are based on NAV/Share values. Performance is calculated after deduction of ongoing charges. Any entry/exit fees are excluded from the calculation.

Past performance is calculated in GBP.

The Sub-Fund was launched on 15/01/2015. The share class was launched on 15/01/2015.

## Practical Information

### Depositary

Northern Trust Fiduciary Services (Ireland) Limited acts as depositary to the Fund.

### Further Information

Further information about the Fund and copies of the prospectus, annual and half yearly reports of the Company may be obtained free of charge in English upon request from 32 Molesworth Street, Dublin 2, the registered office of the Company.

The Company has segregated liability between its funds and as such your investment in the Fund will not be affected by claims against any other sub-fund of the Company and any liability incurred on behalf of or attributable to any fund shall be discharged solely out of the assets of that fund. This document relates only to the share class of the Fund referred to on page 1 and not any other share classes that may exist.

Details of the up-to-date remuneration policy of the Manager (including a description of how remuneration and benefits are calculated and the identity of persons responsible for awarding the remuneration and benefits) are available on [www.kbassociates.ie](http://www.kbassociates.ie). A paper copy will be made available upon request and free of charge by the Manager.

### Price Publication

The Net Asset Value per share shall be made public at the office of the administrator on each dealing day.

### Switching between Funds

Subject to any restrictions on the eligibility of investors for a particular share class, a shareholder in the Fund may be able at any time to switch all or some of his/her shares into another class or fund in the Company. Please see the prospectus for full details.

In order to ensure that the Fund operates at the optimum size for the Fund's strategy, the Directors have exercised their discretion and may apply a restriction on new investors subscribing into the Fund. For further information relating to this subscription restriction, you should contact [sales@twentyfouram.com](mailto:sales@twentyfouram.com).

### Liability Statement

KBA Consulting Management Limited may be held liable solely on the basis of any statement contained in this document that is misleading, inaccurate or inconsistent with the relevant parts of the prospectus for the Company.

### Tax Legislation

You should be aware that tax legislation in Ireland (where the Fund is authorised) may affect your personal tax position.

# Key Investor Information

This document provides you with key investor information about this fund. It is not marketing material. The information is required by law to help you understand the nature and the risks of investing in this fund. You are advised to read it so you can make an informed decision about whether to invest.

## Legal & General Cash Trust

### Unit Class I GBP Accumulation - ISIN: GB00B0CNHB64

The authorised fund manager of the Fund is Legal & General (Unit Trust Managers) Limited (the "Manager").

## OBJECTIVES AND INVESTMENT POLICY

- The objective of this Fund is to maintain capital and to provide a return in line with money market rates, before charges.
  - The Fund will generally invest in short term deposits, certificates of deposit, government bonds (predominantly UK) issued in pounds sterling (a type of loan that pays interest) and Repos. Repos are an agreement between two parties to sell or buy an asset and later reverse the trade at an agreed date and price.
  - Where the Manager considers it appropriate, for example, in times of market stress, the Fund may be significantly invested in government and public securities.
  - The maximum maturity of the instruments the Fund invests in is 397 days but the Fund must maintain a weighted average maturity of less than 60 days.
  - The bonds that the Fund invests in must be investment grade (rated as lower risk). Investment grade bonds are bonds that have achieved a higher credit rating from a rating agency. Credit ratings give an indication of how likely it is that the issuer of a bond will be able to pay back interest and the loan on time.
  - The Fund may use derivatives (contracts which have a value linked to the price of another asset) to:
    - reduce risk or cost; or
    - generate additional capital or income with no, or an acceptably low, level of risk.
- Other information:**
- The Fund is actively managed as the Manager uses their expertise to select investments to achieve the Fund's objective.
  - The IA Short Term Money Market is a benchmark which is used as a performance comparator of the Fund. See the Past Performance section for further details.
  - The Fund is a short-term variable net asset value money market fund.
  - Your units will be accumulation units. Income from the Fund's investments (interest) will be reinvested back into the value of your units.
  - You can buy or sell units in this Fund on any business day. You need to contact us with your instruction before 12 noon. This is the time we calculate unit prices for this Fund. If you contact us after 12 noon, the units will be bought or sold at the next business day's price.
  - The Fund's base currency is denominated in GBP.
  - This Fund is designed for investors looking to preserve their money from an investment in deposits and short term instruments.
  - This Fund may be appropriate for investors looking to invest for a short period of time.
  - If you do not understand this document we recommend you seek additional information to help you decide if this Fund is right for you.

## RISK AND REWARD PROFILE

Lower Risk ← Higher Risk  
Potentially lower rewards ← Potentially higher rewards

1	2	3	4	5	6	7
---	---	---	---	---	---	---

The Risk and Reward Indicator table demonstrates where the Fund ranks in terms of its potential risk and reward. The higher the rank the greater the potential reward but the greater the risk of losing money. It is not guaranteed to remain the same and may change over time. It is based on historical data and may not be a reliable indication of the future risk profile of the Fund. The shaded area in the table above shows the Fund's ranking on the Risk and Reward Indicator.

- The Fund is in category 1 as it invests in instruments which are very liquid, have short maturities which have a high credit rating and are considered lower risk than longer maturing securities.
- Even a fund in the lowest category is not a risk free investment.
- The value of your investment may fall as well as rise and is not guaranteed. You might get back less than you invest.

Further information on the risks of investing in this fund is contained in the Prospectus available at [www.legalandgeneral.com/reports](http://www.legalandgeneral.com/reports).

The risk and reward indicator may not take account of the following risks of investing in the Fund:

- When interest rates are low or negative and if the Fund's income is not enough to pay the charges, the Fund's capital will be used instead. This may cause capital erosion and the value of the Fund to fall. Where interest rates

are negative, you may not receive interest payments and the value of your Fund may decrease.

- Derivatives are highly sensitive to changes in the value of the asset on which they are based and can increase the size of losses and gains.
- The Fund could lose money if any institutions providing services such as acting as counterparty to derivatives or other instruments, becomes unwilling or unable to meet its obligations to the Fund.
- The Fund has money on deposit with companies such as banks or other financial institutions and invests in bonds which are issued by the government. If these companies or the government experience financial difficulty, they may be unable to pay back some or all of the interest, original investment or other payments that they owe. If this happens, the value of the Fund may fall.
- This Fund holds bonds that are traded through agents, brokers or investment banks matching buyers and sellers. This makes the bonds less easy to buy and sell than investments traded on an exchange. In exceptional circumstances the Fund may not be able to sell bonds and may defer withdrawals, or suspend dealing. The Directors can only delay paying out if it is in the interests of all investors and with the permission of the Fund depositary.
- Investment returns on bonds are sensitive to trends in interest rate movements. Such changes will affect the value of your investment.
- We may take some or all of the ongoing charges from the Fund's capital rather than the Fund's income. This increases the amount of income, but it reduces the growth potential and may lead to a fall in the value of the Fund.

## CHARGES

The charges you pay are used to pay the costs of running the Fund, including the costs of marketing and distributing it. These charges reduce the potential return from your investment.

### One-off charges taken before or after you invest

Entry charge	0.00%
Exit charge	0.00%

This is the maximum that might be taken out of your money before it is invested.

The price for buying and selling units is subject to a Dilution Adjustment See opposite.

### Charges taken from the fund over each year

Ongoing charge	0.15%
----------------	-------

### Charges taken from the fund under certain specific conditions

Performance fee	None
-----------------	------

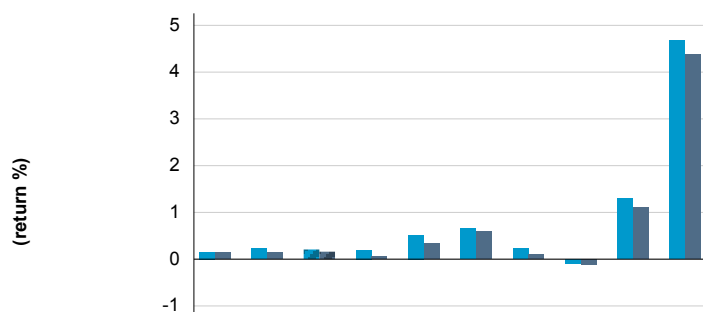
- There are no entry or exit charges.
- The ongoing charges figure is based on the latest available expenses at December 2023. This figure may vary from year to year.
- This Fund's ongoing charges include any charges made by any other funds it may invest in. They exclude portfolio transaction costs.
- The ongoing charges are taken from the Income of the Fund.

#### Other costs:

- **Dilution adjustment:** On any day, the prices for buying or selling units in this Fund are the same. The Fund manager calculates a single price for this Fund based on the mid-point between the buying and selling prices of the Fund's assets. In certain circumstances, the Fund manager can adjust this price to account for whether there is more money going into or coming out of the Fund. This is called a 'dilution adjustment'.
- This can vary but as an example for this Fund we estimate 0.00% for purchases and 0.00% for sales at 31 December 2023. The amount of the dilution adjustment may differ in future.

For more information about charges and costs, please see the charges and expenses section in the Fund's Prospectus, or visit our website at [www.legalandgeneral.com/chargesandfees](http://www.legalandgeneral.com/chargesandfees).

## PAST PERFORMANCE



	2014	2015	2016	2017	2018	2019	2020	2021	2022	2023
Fund	0.2	0.2	0.2	0.2	0.5	0.7	0.2	-0.1	1.3	4.7
Index	0.1	0.1	0.2	0.1	0.3	0.6	0.1	-0.1	1.1	4.4

\*Performance prior to this point achieved under circumstances that no longer apply

- Past performance is not a guide to future performance.
- The figures for the Fund take into account the ongoing charges and assume income (after any tax) is reinvested.
- The performance has been calculated in GBP.
- The annual return is for a 12 month period ending 31 December.
- The Fund launched in 1992.
- This unit class launched in 2005.
- To assess the performance of the Fund, it can be compared to the IA sector, Short Term Money Market (referred to as the "Comparator" in the chart opposite).
- On 28 April 2016\*, the Fund changed its investment objective and policy. Prior to this date, the Fund used a different comparator which is reflected in the benchmark data.

## PRACTICAL INFORMATION

- The trustee and depositary is Northern Trust Investor Services Limited.
- You can obtain further information about the Fund including copies of its prospectus and the latest annual and semi-annual reports at [www.legalandgeneral.com/reports](http://www.legalandgeneral.com/reports). Paper copies of these documents are also available free of charge in English from Legal & General Investments, PO Box 6080, Wolverhampton WV1 9RB.
- Investors can get other practical information, including the latest prices, dilution adjustment and details of any other unit classes that are available, by calling us on **0370 050 0955** Monday to Friday between 9:00a.m. to 5:00p.m. Call charges will vary.
- This Fund is subject to the tax legislation of the United Kingdom, which may have an impact on each investor's personal tax position.
- Legal & General (Unit Trust Managers) Limited may be held liable solely on the basis of any statement contained in this document that is misleading, inaccurate or inconsistent with the relevant parts of the Prospectus for the Fund.
- Details of our Remuneration Policy including our Remuneration Committee and how remuneration and benefits are calculated can be accessed from [www.lgim.com/remuneration](http://www.lgim.com/remuneration). A paper copy is also available free of charge upon request.



# Key Investor Information

This document provides you with key investor information about this fund. It is not marketing material. The information is required by law to help you understand the nature and the risks of investing in this fund. You are advised to read it so you can make an informed decision about whether to invest.

## Legal & General US Index Trust

### Unit Class I GBP Accumulation - ISIN: GB00B0CNGT73

The authorised fund manager of the Fund is Legal & General (Unit Trust Managers) Limited (the "Manager").

## OBJECTIVES AND INVESTMENT POLICY

- The objective of the Fund is to track the performance of the FTSE USA Index, the "Benchmark Index" on a net total return basis before fees and expenses are applied. Fund performance may differ from the Benchmark Index due to the deduction of fees and expenses and the impact of any tracking error factors.
  - The Benchmark Index is comprised of shares in large and middle capitalisation companies in the United States of America in accordance with the index provider's methodology.
  - The Fund's investments will closely match those that make up the Benchmark Index.
  - The Fund will invest at least 90% (directly or through depositary receipts (a certificate issued by a bank representing shares in a foreign company such as American depositary receipts and global depositary receipts)) in assets that are included in the Benchmark Index.
  - The Fund may also invest in money market instruments (such as treasury bills), depositary receipts, cash, deposits, shares in companies which are reasonably expected to become part of the Benchmark Index in the near future or are an alternative to a constituent of the Benchmark Index and collective investment schemes, including those managed or operated by the Manager or an associate of the Manager.
  - The Fund may use derivatives (contracts which have a value linked to the price of another asset) to:
    - reduce risk or cost; or
    - generate additional capital or income with no, or an acceptably low, level of risk.
- Other information:**
- The Fund is passively managed as it tracks the Benchmark Index.
  - Your units will be accumulation units. Income from the Fund's investments (dividends) will be reinvested back into the value of your units.
  - You can buy or sell units in this Fund on any business day. You need to contact us with your instruction before 3pm. This is the time we calculate unit prices for this Fund. If you contact us after 3pm, the units will be bought or sold at the next business day's price.
  - The Fund's base currency is denominated in GBP.
  - This Fund may be suitable for investors looking to track the US stock market as represented by the Benchmark Index.
  - Although investors can take their money out at any time, this Fund may not be appropriate for those who plan to withdraw their money within five years.
  - This Fund is not designed for investors who cannot afford more than a minimal loss of their investment.
  - If you do not understand this document we recommend you seek additional information to help you decide if this Fund is right for you.

## RISK AND REWARD PROFILE

Lower Risk ← Higher Risk  
Potentially lower rewards ← Potentially higher rewards

1	2	3	4	5	6	7
---	---	---	---	---	---	---

- The Risk and Reward Indicator table demonstrates where the Fund ranks in terms of its potential risk and reward. The higher the rank the greater the potential reward but the greater the risk of losing money. It is not guaranteed to remain the same and may change over time. It is based on historical data and may not be a reliable indication of the future risk profile of the Fund. The shaded area in the table above shows the Fund's ranking on the Risk and Reward Indicator.
- The Fund is in category 6 because it invests in company shares which are sensitive to variations in the stock market. The value of company shares can change substantially over short periods of time. Company shares are generally considered to be higher risk investments than bonds or cash.

- Even a fund in the lowest category is not a risk free investment.
- The value of your investment may fall as well as rise and is not guaranteed. You might get back less than you invest.

Further information on the risks of investing in this fund is contained in the Prospectus available at [www.legalandgeneral.com/reports](http://www.legalandgeneral.com/reports).

The risk and reward indicator may not take account of the following risks of investing in the Fund:

- The Fund may have underlying investments that are valued in currencies that are different from GBP. Exchange rate fluctuations will impact the value of your investment. Currency hedging techniques may be applied to reduce this impact but may not entirely eliminate it.
- Derivatives are highly sensitive to changes in the value of the asset on which they are based and can increase the size of losses and gains.
- The Fund could lose money if any institutions providing services such as acting as counterparty to derivatives or other instruments, becomes unwilling or unable to meet its obligations to the Fund.

## CHARGES

The charges you pay are used to pay the costs of running the Fund, including the costs of marketing and distributing it. These charges reduce the potential return from your investment.

### One-off charges taken before or after you invest

Entry charge	0.00%
Exit charge	0.00%

This is the maximum that might be taken out of your money before it is invested.

The price for buying and selling units is subject to a Dilution Adjustment See opposite.

### Charges taken from the fund over each year

Ongoing charge	0.10%
----------------	-------

### Charges taken from the fund under certain specific conditions

Performance fee	None
-----------------	------

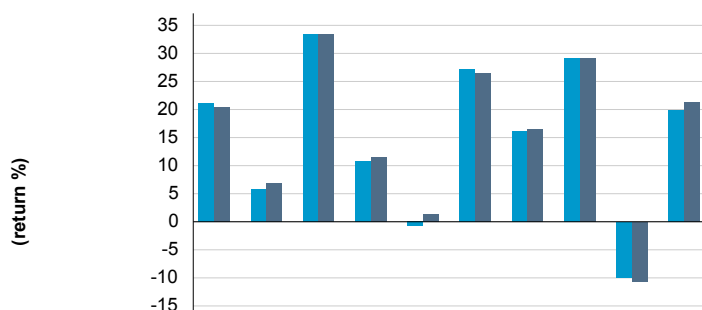
- There are no entry or exit charges.
- The ongoing charges figure is based on the latest available expenses at December 2023. This figure may vary from year to year.
- This Fund's ongoing charges include any charges made by any other funds it may invest in. They exclude portfolio transaction costs.
- The ongoing charges are taken from the Income of the Fund.

#### Other costs:

- **Dilution adjustment:** On any day, the prices for buying or selling units in this Fund are the same. The Fund manager calculates a single price for this Fund based on the mid-point between the buying and selling prices of the Fund's assets. In certain circumstances, the Fund manager can adjust this price to account for whether there is more money going into or coming out of the Fund. This is called a 'dilution adjustment'.
- This can vary but as an example for this Fund we estimate 0.04% for purchases and 0.04% for sales at 31 December 2023. The amount of the dilution adjustment may differ in future.

For more information about charges and costs, please see the charges and expenses section in the Fund's Prospectus, or visit our website at [www.legalandgeneral.com/chargesandfees](http://www.legalandgeneral.com/chargesandfees).

## PAST PERFORMANCE



	2014	2015	2016	2017	2018	2019	2020	2021	2022	2023
Fund	21.1	5.8	33.4	10.8	-0.7	27.3	16.1	29.1	-10.0	19.9
Index	20.3	6.9	33.4	11.5	1.4	26.6	16.4	29.1	-10.6	21.3

- Past performance is not a guide to future performance.
- The figures for the Fund take into account the ongoing charges and assume income (after any tax) is reinvested.
- The performance has been calculated in GBP.
- The Fund may not replicate the performance of the Benchmark Index perfectly due to tracking errors such as expenses, tax and transaction costs incurred by the Fund, which are not included in the Index.
- The annual return is for a 12 month period ending 31 December.
- The Fund launched in 1992.
- This unit class launched in 2005.

## PRACTICAL INFORMATION

- The trustee and depositary is Northern Trust Investor Services Limited.
- You can obtain further information about the Fund including copies of its prospectus and the latest annual and semi-annual reports at [www.legalandgeneral.com/reports](http://www.legalandgeneral.com/reports). Paper copies of these documents are also available free of charge in English from Legal & General Investments, PO Box 6080, Wolverhampton WV1 9RB.
- Investors can get other practical information, including the latest prices, dilution adjustment and details of any other unit classes that are available, by calling us on **0370 050 0955** Monday to Friday between 9:00a.m. to 5:00p.m. Call charges will vary.
- This Fund is subject to the tax legislation of the United Kingdom, which may have an impact on each investor's personal tax position.
- Legal & General (Unit Trust Managers) Limited may be held liable solely on the basis of any statement contained in this document that is misleading, inaccurate or inconsistent with the relevant parts of the Prospectus for the Fund.
- Details of our Remuneration Policy including our Remuneration Committee and how remuneration and benefits are calculated can be accessed from [www.lgim.com/remuneration](http://www.lgim.com/remuneration). A paper copy is also available free of charge upon request.

This document provides you with key investor information about this fund. It is not marketing material. The information is required by law to help you understand the nature and the risks of investing in this fund. You are advised to read it so you can make an informed decision about whether to invest.

## Artemis SmartGARP Global Emerging Markets Equity Fund (the "fund")

A sub-fund of Artemis Investment Funds ICVC. The fund is managed by Artemis Fund Managers Limited.

ISIN:	GB00BW9HL132
Class:	Class I accumulation shares, GBP

This key investor information document is accurate as at 15 May 2024.

### OBJECTIVES AND INVESTMENT POLICY

#### Objective

To grow capital over a five year period.

#### Investment policy

##### What the fund invests in

- 80% to 100% in company shares.
- Up to 20% in bonds, cash and near cash, other transferable securities, other funds (up to 10%) managed by Artemis and third party funds, money market instruments, and derivatives.

##### Use of derivatives

The fund may use derivatives for efficient portfolio management purposes to:

- reduce risk
- manage the fund efficiently.

##### Where the fund invests

- Emerging market countries, including companies in other countries that are headquartered or have a significant part of their activities in emerging market countries. In this context, emerging market countries means countries included in the MSCI Emerging Markets Index and those included in the World Bank definition of developing economies or those countries which are, in the manager's opinion, developing countries.

##### Industries the fund invests in

- Any

##### Other limitations specific to this fund

- None

##### Investment strategy

- The fund is actively managed.
- A proprietary tool called 'SmartGARP' is used as the foundation of the investment process. It screens the financial characteristics of companies by identifying those that are growing faster than the market but are trading on lower valuations than the market.
- The manager selects companies that in aggregate have good 'SmartGARP' characteristics. This tends to mean that the portfolio contains stocks that have lower valuations than the market average, upgrades to profit forecasts, and are under-owned by the investment community, while at the same time benefiting from helpful trends in the wider economy.

#### Benchmarks

##### MSCI EM (Emerging Markets) NR GBP

A widely-used indicator of the performance of emerging markets stockmarkets, in which the fund invests. It acts as a 'comparator benchmark' against which the fund's performance can be compared. Management of the fund is not restricted by this benchmark.

##### IA Global Emerging Markets NR


A group of other asset managers' funds that invest in similar asset types as this fund, collated by the Investment Association. It acts as a 'comparator benchmark' against which the fund's performance can be compared. Management of the fund is not restricted by this benchmark.

#### Other information

**Dealing frequency:** Normally Monday to Friday except UK public holidays and non-dealing days. Visit [www.artemisfunds.com/non-dealing-days](http://www.artemisfunds.com/non-dealing-days) for more information. Instructions received before 12 noon UK time will be processed at 12 noon on the same day.

**Distribution policy:** This is an accumulation class. Income received is reinvested in the value of the fund.

### RISK AND REWARD PROFILE



- The fund is in the category shown due to historic volatility (how much and how quickly the value of shares in the fund may have risen and fallen in the past due to movements in markets, currencies and interest rates). It may not be a reliable indication of the future risk profile of the fund.

- The risk category has been calculated using historic data and may not be a reliable indicator of the fund's future risk profile.

- A risk indicator of "1" does not mean that the investment is "risk free".

Risk indicator number is accurate as at: 30 April 2024.

#### The risk indicator may not fully take into account the following risks and the following may affect fund performance:

**Market volatility risk:** The value of the fund and any income from it can fall or rise because of movements in stockmarkets, currencies and interest rates, each of which can move irrationally and be affected unpredictably by diverse factors, including political and economic events.

**Currency risk:** The fund's assets may be priced in currencies other than the fund base currency. Changes in currency exchange rates can therefore affect the fund's value.

**Emerging markets risk:** Compared to more established economies, investments in emerging markets may be subject to greater volatility due to differences in generally accepted accounting principles, less governed standards or from economic or political instability. Under certain market conditions assets may be difficult to sell.

**China risk:** The fund can invest in China A-shares (shares traded on Chinese stock exchanges in Renminbi). There is a risk that the fund may suffer difficulties or delays in enforcing its rights in these shares, including title and assurance of ownership.

**Charges from capital risk:** Where charges are taken wholly or partly out of a fund's capital, distributable income may be increased at the expense of capital, which may constrain or erode capital growth. Please refer to the fund's prospectus for full details of these and other risks which are applicable to this fund.

## CHARGES FOR THE FUND

### One-off charges taken before or after you invest

Entry charge	None
Exit charge	None

This is the maximum that might be taken out of your money before it is invested or before the proceeds of your investment are paid out.

### Charges taken from the fund over a year

Ongoing charges	0.920%
-----------------	--------

### Charges taken from the fund under certain specific conditions

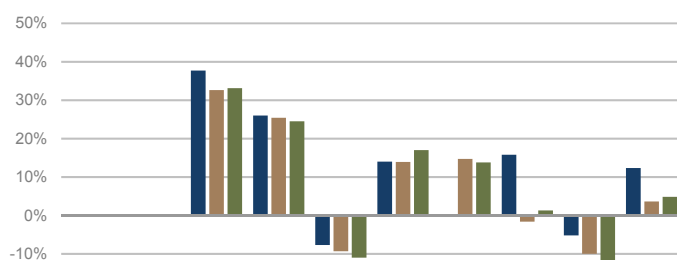
Performance fee	None
-----------------	------

- The charges you pay are used to pay the costs of running the fund, including the costs of marketing and distributing it. The charges reduce the potential growth of your investment.
- The ongoing charges figure is an estimate rather than a historic figure because this better reflects the expected future charges. The charges may vary from year to year. The exact charges made for each financial year are contained in the fund's annual report.
- The annual management charge is taken from income.

For more information about charges, please see the fund's prospectus, which is available at [www.artemisfunds.com](http://www.artemisfunds.com) or [www.fundinfo.com](http://www.fundinfo.com).

Charges are accurate as at: 17 April 2024, unless specified.

## PAST PERFORMANCE



	2014	2015	2016	2017	2018	2019	2020	2021	2022	2023
■ Class I accumulation shares, GBP			37.7%	26.0%	-7.7%	14.0%	-0.4%	15.8%	-5.2%	12.4%
■ MSCI EM (Emerging Markets) NR GBP			32.6%	25.4%	-9.3%	13.9%	14.7%	-1.6%	-10.0%	3.6%
■ IA Global Emerging Markets NR			33.1%	24.5%	-11.0%	17.0%	13.8%	1.3%	-11.6%	4.9%

- Class I accumulation shares, GBP
- MSCI EM (Emerging Markets) NR GBP
- IA Global Emerging Markets NR

- Past performance is net of all charges except any costs incurred when investors buy or sell the fund.
- This class may have charges or a hedging approach different from those in the IA sector benchmark.
- How the fund has performed in the past is not a guide to how it will perform in the future.
- Performance is calculated in sterling.
- Fund launch date: 8 April 2015.
- Class launch date: 8 April 2015.

Past performance is accurate as at: 31 December 2023.

## PRACTICAL INFORMATION

**Depository:** Northern Trust Investor Services Limited

**Further information:** Can be obtained from the fund's prospectus and the latest annual and half-yearly reports. The documents are in English and available free of charge. These can be found, along with other information such as the price of the fund's classes by contacting Artemis or visiting [www.fundinfo.com](http://www.fundinfo.com).

**Sub-fund assets:** The assets of each sub-fund belong exclusively to it and are not available to meet the liabilities of any other sub-fund or Artemis Investment Funds ICVC.

**Remuneration policy:** Information about Artemis' remuneration policy is available at [www.artemisfunds.com](http://www.artemisfunds.com); a paper copy is available free of charge on request.

**Tax legislation:** UK tax legislation that applies to the fund may have an impact on your personal tax position.

**Liability:** Artemis Fund Managers Limited may be held liable solely on the basis of any statement contained in this document that is misleading, inaccurate or inconsistent with the relevant parts of the prospectus for the fund.

**Glossary:** For more information about some of the terms used in this document, please visit [www.artemisfunds.com/glossary](http://www.artemisfunds.com/glossary).

**Switches:** Subject to any restrictions on the eligibility of investors for a particular class, you can switch your investments between funds or classes in the Artemis range. For further information, please refer to the prospectus or contact Artemis.

**Contact Artemis:** Visit [www.artemisfunds.com](http://www.artemisfunds.com) or call 0800 092 2051.

**Authorisation and regulation:** The fund is authorised in the UK by the Financial Conduct Authority. Artemis Fund Managers Limited is authorised and regulated in the UK by the Financial Conduct Authority.

# Muzinich Global Tactical Credit Fund

## Hedged GBP Accumulation H Units (ISIN: IE00BTDCRG00)

a Sub-Fund of Muzinich Funds

This Fund is managed by Muzinich & Co. (Ireland) Limited,  
part of Muzinich & Co., Inc.

### Key Investor Information

This document provides you with key investor information about this Fund. It is not marketing material. The information is required by law to help you understand the nature and the risks of investing in this Fund. You are advised to read it so you can make an informed decision about whether to invest

## Objectives and Investment Policy

### Investment Objective

The Fund seeks to generate consistent attractive returns on a risk-adjusted basis over a three to five year period.

### Investment Policy

The Muzinich Global Tactical Credit Fund invests primarily in corporate bonds (securities that represent an obligation to repay a debt along with interest). These bonds may include high yield (sub investment grade) and investment grade bonds issued by U.S., European as well as emerging market issuers. The portfolio is well-diversified globally across at least 50 issuers. The Investment Manager may use derivatives to hedge investments in the Fund's securities and their related assets, markets and currencies. Derivatives are financial instruments whose value is linked to the price of an underlying asset.

The Fund is actively managed and run on an entirely discretionary basis. The Fund targets risk adjusted returns of U.S. 3 Month Treasury Bill +3% but there is no restriction on asset allocation relative to the U.S. Treasury Bill benchmark.

### Fund Currency

The reference currency of the Fund is US Dollars.

**Currency Policy:** The Manager endeavours to reduce currency risk this unit class could face from assets held in currencies different from the unit class currency. For this purpose, the

Manager may utilize derivatives such as currency forward contracts which lock in a future price for buying or selling currency.

### Income Policy

If you invest in Income Units, net income the Fund declares will be paid out to you. If you invest in Accumulation Units, net income will be reinvested in the Fund on behalf of investors.

### Buying and selling units

You can buy and sell units in the Fund on any business day in London and New York (a "Dealing Day"). Purchase and sale orders must be received by the Administrator no later than 4.00PM Irish time on the relevant Dealing Day.

**FOR FULL INVESTMENT OBJECTIVE AND POLICY DETAILS PLEASE REFER TO THE RELEVANT SUPPLEMENT TO THE PROSPECTUS**

## Risk and Reward Profile



The risk category is calculated using historical performance data and may not be a reliable indicator of the Fund's future risk profile. The risk category shown is not guaranteed and may shift over time. The lowest category does not mean risk free.

### Why is this Fund in this category?

Your capital is at risk. The risk category shown above is a measure of how significant the rise and fall in the unit price (or that of a similar fund/benchmark) has been historically.

### Key Risks

**Credit Risk:** Issuers of bonds held in the Fund may default on their obligations or have their credit rating downgraded, possibly resulting in a temporary or permanent decrease in the value of those bonds. Bonds in this Fund may be sub-investment grade, meaning that they may produce a higher level of income but also carry greater risk.

**Liquidity Risk:** The Fund may face difficulties in purchasing or selling its assets, although it endeavors to invest in liquid securities.

**Interest Rate Risk:** Fixed-rate bonds held in the Fund may fall in price with an increase in the prevailing level of interest rates in the economy. This risk usually decreases for bonds of

lower rating and shorter durations.

**Currency Risk:** Fluctuations in exchange rates may cause the value of your investment to rise or fall. This unit class may be exposed to currencies other than the one in which the unit class is denominated. Although the Manager endeavours to protect the Fund against currency risk, such hedging, achieved through derivatives (see "Derivative Risk" below), is at the Manager's discretion and it may not be possible or practical to protect against all currency risk.

**Derivative Risk:** The Fund may use derivative instruments to protect against potential risks as described under the other headings in this section. Derivative instruments may rise or fall in price or may be subject to risk of non-payment or non-delivery by a counterparty. There is no guarantee that derivatives will provide the anticipated protection.

**Emerging Markets Risk:** Emerging Markets may be riskier than more developed markets for a variety of reasons, including—but not limited to—increased political, social, and economic instability; heightened pricing volatility and reduced market liquidity; potentially small issue sizes; less transparent information standards; heightened currency exposure; reduced legal protections and enforceability; and less developed systems for transaction settlement and custody.

**Operational Risk:** Operational processes, including those relating to the safekeeping of assets, may fail, resulting in losses.

Additional information about these and other risks may be found in the prospectus and supplement for the Fund, both of which are available at [www.muzinich.com](http://www.muzinich.com) and [www.fundinfo.com](http://www.fundinfo.com).

## Charges

The charges you pay are used to pay the cost of running the Fund, including the costs of marketing and distributing it. These charges reduce the potential growth of your investment.

### One-off charges taken before or after you invest

Entry charge	1.00%
Exit charge	None

This is the maximum that might be taken out of your money before it is invested and before the proceeds of your investment are paid out.

### Charges taken from the Fund over a year

Ongoing charge	0.84%
----------------	-------

### Charges taken from the Fund under certain specific conditions

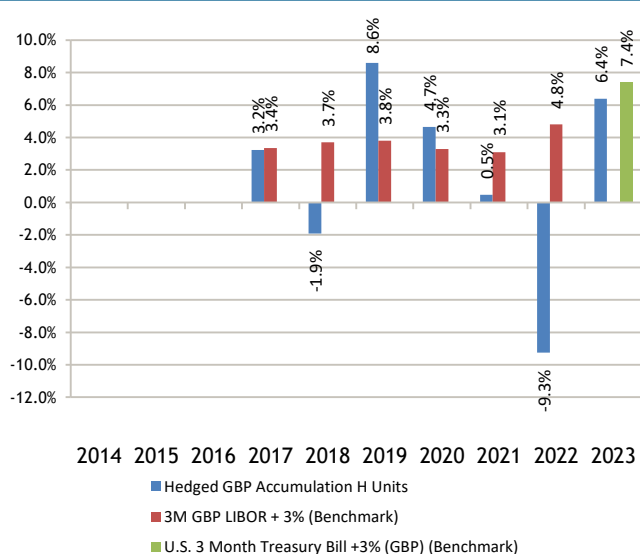
Performance fee	None
-----------------	------

The Ongoing Charge figure is based on expenses for the year ending 31 December 2023.

This figure may vary from year to year.

For more information about charges, please refer to the Fund's prospectus and supplement which are available at [www.muzinich.com](http://www.muzinich.com).

## Past Performance



The past performance is shown after deduction of ongoing charges, also known as "net". Any purchase/sale fees are excluded from the calculation.

The Fund was launched on 13/11/2013.

The Unit Class was launched on 16/12/2016.

Past performance has been calculated in British Pounds and is expressed as a percentage change of the Fund's Net Asset Value at each year end.

Please be aware that past performance is not a reliable indicator of future results.

In 2023 the benchmark of the fund changed from USD 3 Month LIBOR +3% to U.S. 3 Month Treasury Bill +3%.

## Practical Information

### Custodian:

State Street Custodial Services (Ireland) Ltd.

**Further Information:** More detailed information on this Fund, such as the full prospectus as well as the latest annual and semi-annual report, can be obtained, in English, free of charge from the Fund management company, the Administrator, or online at [www.muzinich.com](http://www.muzinich.com) and at [www.fundinfo.com](http://www.fundinfo.com).

**Fund management company:**  
Muzinich & Co. (Ireland) Limited  
32 Molesworth Street,  
Dublin 2  
Ireland Email:  
[funds@muzinich.com](mailto:funds@muzinich.com)

**Administrator:**  
State Street Fund Services (Ireland)  
Limited 78 Sir John Rogerson's Quay  
Dublin 2 Ireland Telephone: +353 1  
853 8693 Email:  
[muzinichta@statestreet.com](mailto:muzinichta@statestreet.com)

More unit classes are available for this Fund. For more details about other unit classes, please refer to the prospectus, which is available at [www.muzinich.com](http://www.muzinich.com) or at [www.fundinfo.com](http://www.fundinfo.com).

**Price Publication:** The Net Asset Value per unit is available at [www.muzinich.com](http://www.muzinich.com).

**Tax Legislation:** The Fund is resident in Ireland and subject to the tax laws and regulations of Ireland. Your country of residence might have an impact on your investments and their taxation. For further details, you should consult a tax adviser.

**Liability Statement:** Muzinich & Co. (Ireland) Limited may be held liable solely on the basis of any statement contained in this document that is misleading, inaccurate or inconsistent with the relevant parts of the prospectus for the UCITS.

**Switching between Funds:** Unit-holders may switch from units of this Fund to units of another Fund, provided that certain criteria would still be met.

For more details about how to switch between funds or unit classes, please refer to the prospectus, section "Switching," which is available at [www.muzinich.com](http://www.muzinich.com) and at [www.fundinfo.com](http://www.fundinfo.com).

Details of Muzinich Funds remuneration policy is available at [www.muzinich.com](http://www.muzinich.com) and a paper copy will also be available free of charge upon request.

# Key Investor Information

This document provides you with the key investor information about this fund. It is not marketing material. The information is required by law to help you understand the nature and the risks of investing in this fund. You are advised to read it so you can make an informed decision about whether to invest.

## WS Gresham House UK Smaller Companies Fund (the "fund"), C Sterling Income, a fund within WS Gresham House Equity Funds (the "Company") (ISIN: GB00BH416F47)

Waystone Management (UK) Limited is the Authorised Corporate Director of the Fund

### Objective and investment policy

#### Objective

To provide capital growth (an increase in the value of the fund) after all costs and charges have been taken, over at least five years. There is no guarantee that the objective will be met over any time period and you may get back less than you invest.

#### Investment Policy

To invest at least 70% in shares of small sized UK companies that have a market capitalisation (total value of the company) which are in the bottom 10% of the UK equities market.

The fund may also invest in shares of medium and large-sized UK companies, unlisted companies (meaning you cannot buy and sell the shares on a stock exchange), money market instruments (which are short term loans that pay interest) and cash.

The Investment Manager seeks to identify companies, which in their opinion have strong financial performance, established management teams, a sound market position and future growth potential.

Other features of the fund:

- The fund is actively managed. The Investment Manager uses its expertise to select investments for the fund and has the discretion to invest without the need to adhere to a particular benchmark.
- The fund can invest in other funds (including those managed by the Manager and its associates).
- The fund can invest across different industry sectors without limitation.
- You can buy and sell shares in the fund on each working day.
- The fund aims to distribute available income every six months.
- Derivatives (whose value is linked to that of another investment, e.g company shares, currencies) may be used to manage the risk profile of the fund, reduce costs or generate additional capital or income.
- In extraordinary market conditions which could result in significant loss, the fund has the ability to invest 100% in lower risk assets such as cash.
- Recommendation: This fund may not be appropriate for investors who plan to withdraw their money within 5 years.

### Risk and reward profile



- This indicator shows how much a fund may have risen and fallen in the past, and therefore how much a fund's returns may have varied. It is a measure of the fund's volatility. As the fund has less than 5 years price history, this calculation incorporates the volatility of an appropriate benchmark index. The higher a fund's past volatility the higher the number on the scale and the greater the risk that investors in that fund may have made losses as well as gains.
- The fund has been classed as 6 because its volatility has been measured as above average to high.

- This indicator is based on historical data and may not be a reliable indication of the future risk profile of this fund.
- The risk and reward profile shown is not guaranteed to remain the same and may shift over time. The lowest number on the scale does not mean that a fund is risk free.
- Counterparty Risk: The failure of a firm involved in a transaction with the fund or providing services to the fund may expose the fund to financial loss.
- Liquidity Risk: Smaller companies' shares are often traded less frequently than those of larger companies which means they may be more difficult to buy and sell. Their prices may also be subject to short term swings (both up and down) in their value.
- Concentration Risk: The fund may invest in shares with a particular industry, sector or geographical focus. This means that the performance of a single industry, sector or geographical region within the fund has a greater effect (loss or gain) on the value of the fund.
- For more information about the fund's risks please see the Risk Factors section of the prospectus which is available at [www.waystone.com](http://www.waystone.com).

## Charges for this fund

The charges you pay are used to pay the costs of running the fund. These charges reduce the potential growth of your investment.

One-off charges taken before or after you invest	
Entry Charge	2.50%
This is the maximum that might be taken out of your money before it is invested.	
Exit Charge	None
Charges taken from the fund over the year	
Ongoing Charges	0.84%
Charges taken from the fund under certain specific conditions	
Performance Fee	None

The entry charge shown is a maximum figure. In some cases investors may pay less. You can find out the actual charges from your financial advisor or distributor.

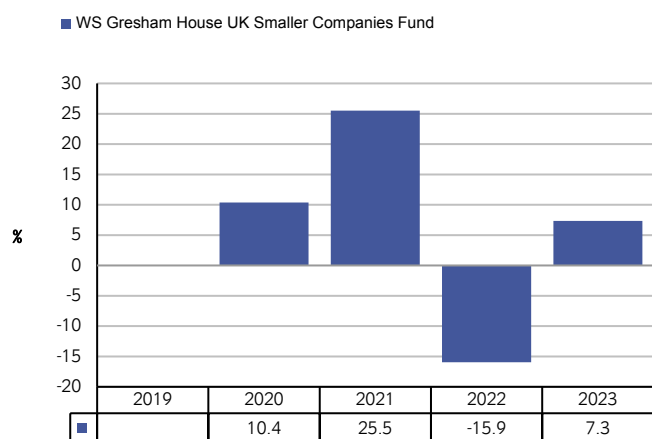
The ongoing charges figure is capped at 0.85%. The actual charge figure is 0.84 based on expenses as at 14 March 2024. Where the ongoing charge falls below the cap the actual figure applies. This figure may vary from year to year.

The ongoing charges are taken from the income of the fund. They exclude portfolio transaction costs, except in the case of an entry/exit charge paid by the fund when buying or selling units in another collective investment undertaking.

You may also be charged a dilution levy (an amount to cover dealing costs incurred by the fund) on entry to or exit from the fund.

For more information about charges, please see the Company's prospectus which is available at [www.waystone.com](http://www.waystone.com).

## Past performance



- Past performance is not a guide to future performance.
- The fund was launched in February 2019.
- Past performance takes into account all charges and costs

## Practical information

WS Gresham House Equity Funds	This key investor information document describes a fund within the Company. The prospectus and periodic reports are prepared for the entire company.
Documents	You can obtain further detailed information regarding the Fund and the Company's latest Value Assessment report, its Prospectus, latest annual reports and any subsequent half yearly reports free of charge from the Authorised Corporate Director by calling 0345 922 0044 or visiting <a href="http://www.waystone.com">www.waystone.com</a> and also by request in writing to Waystone Management (UK) Limited, PO Box 389, Darlington, DL1 9UF. Details of Waystone Management (UK) Limited remuneration policy (including a description of how remuneration and benefits are calculated and the composition of the remuneration committee) are available at <a href="http://www.waystone.com">www.waystone.com</a> or by requesting a paper copy free of charge (see above for contact details).
Prices of shares and further information	You can check the latest prices by calling 0345 922 0044 or by visiting our website <a href="http://www.waystone.com">www.waystone.com</a> .
Right to switch	Subject to any restrictions on the eligibility of investors for a particular share class, a shareholder in one fund may be able at any time to switch all or some of their shares in one fund for shares in another fund in the company. Please see the prospectus for full details.
Fund Segregation	The Company is an umbrella fund with segregated liability between funds. This means that the holdings of this fund are maintained separately under UK law from the holdings of other funds of the Company and your investment in this fund will not be affected by any claims against another fund of the Company.
Depository	The Bank of New York Mellon (International) Limited
Tax	UK tax legislation may have an impact on your personal tax position.
Liability	Waystone Management (UK) Limited may be held liable solely on the basis of any statement contained in this document that is misleading, inaccurate or inconsistent with the relevant parts of the prospectus for the Company.

This fund is authorised in the United Kingdom and regulated by the Financial Conduct Authority (FCA). Waystone Management (UK) Limited is authorised in the United Kingdom and regulated by the FCA.

This key investor information is accurate as at 01/05/2024.



**KEY INVESTOR INFORMATION**

This document provides you with key investor information about this Fund. It is not marketing material. The information is required by law to help you understand the nature and risks of investing in this Fund. You are advised to read it so you can make an informed decision about whether to invest.

**iShares Emerging Markets Equity Index  
Fund (UK)**

A sub-fund of BlackRock Collective Investment Funds

**Class D Income GBP**

**ISIN: GB00BFK3MD02**

**Manager: BlackRock Fund Managers Limited**

**Objectives and Investment Policy**

- ▶ The Fund aims to provide a return on your investment (generated through an increase in the value of the assets held by the Fund) by tracking closely the performance of the FTSE Emerging Index, the Fund’s benchmark index.
- ▶ The Fund is passively managed and the investment manager has limited discretion to select the Fund’s investments and in doing so may take into consideration the benchmark index. The Fund invests in equity securities (e.g. shares) of companies that make up the benchmark index.
- ▶ The benchmark index measures the performance of equity securities of leading companies listed in the emerging markets. The benchmark index is a free float-adjusted market capitalisation weighted index. Free float-adjusted means that only shares readily available in the market rather than all of a company’s issued shares are used in calculating the benchmark index. Free float-adjusted market capitalisation is the share price of a company multiplied by the number of shares readily available in the market.
- ▶ The Fund may indirectly invest in emerging markets by investing in American Depository Receipts (ADRs) and Global Depository Receipts (GDRs), which are listed or traded on stock exchanges and regulated markets outside emerging markets. ADRs and GDRs are investments issued by financial institutions which give exposure to underlying equity securities.
- ▶ The Fund uses optimising techniques to achieve a similar return to its benchmark index. These techniques may include the strategic selection of certain securities that make up the benchmark index or other securities which provide similar performance to certain constituent securities. These may also include the use of derivatives (i.e. investments the prices of which are based on one or more underlying assets).
- ▶ The Fund may also engage in short-term secured lending of its investments to certain eligible third parties. This is used as a means of generating additional income and to off-set the costs of the Fund.
- ▶ Recommendation: This Fund may not be appropriate for short-term investment.
- ▶ Your units will be income units (i.e. dividend income will be paid semi-annually on the units).
- ▶ Your units will be denominated in Sterling, the Fund's base currency.
- ▶ You can buy and sell your units daily. The minimum initial investment for this unit class is £100,000.

For more information on the Fund, share/unit classes, risks and charges, please see the Fund's prospectus, available on the product pages at [www.blackrock.com](http://www.blackrock.com)

**Risk and Reward Profile**



- ▶ The risk indicator was calculated incorporating simulated historical data and may not be a reliable indication of the future risk profile of the Fund.
- ▶ The risk category shown is not guaranteed and may change over time.
- ▶ The lowest category does not mean risk free.
- ▶ The Fund is rated five due to the nature of its investments which include the risks listed below. These factors may impact the value of the Fund’s investments or expose the Fund to losses.
  - Emerging markets are generally more sensitive to economic and political conditions than developed markets. Other factors include greater 'Liquidity Risk', restrictions on investment or transfer of assets, failed/delayed delivery of securities or payments to the Fund and sustainability-related risks.
  - Currency Risk: The Fund invests in other currencies. Changes in exchange rates will therefore affect the value of the investment.
  - The value of equities and equity-related securities can be affected by daily stock market movements. Other influential factors include political, economic news, company earnings and significant corporate events.
- ▶ Particular risks not adequately captured by the risk indicator include:
  - Counterparty Risk: The insolvency of any institutions providing services such as safekeeping of assets or acting as counterparty to derivatives or other instruments, may expose the Fund to financial loss.
  - Liquidity Risk: Lower liquidity means there are insufficient buyers or sellers to allow the Fund to sell or buy investments readily.

## Charges

The charges are used to pay the costs of running the Fund, including the costs of marketing and distributing it. These charges reduce the potential growth of your investment.

The entry and exit charges shown are maximum figures. In some cases you might pay less. Please refer to your financial advisor or the distributor for the actual entry and exit charges.

\*Subject to a charge of up to 2% paid into the Fund where the Manager suspects excessive trading by an investor.

The ongoing charges figure is based on expenses for the twelve month period ending 31 December 2023. This figure may vary from year to year. It excludes portfolio trade-related costs, except costs paid to the custodian and any entry/exit charge paid to an underlying collective investment scheme (if any).

\*\* To the extent the Fund undertakes securities lending to reduce costs, the Fund will receive 62.5% of the associated revenue generated and the remaining 37.5% will be received by BlackRock as the securities lending agent. As securities lending revenue sharing does not increase the costs of running the Fund, this has been excluded from the ongoing charges.

One-off charges taken before or after you invest	
Entry Charge	None
Exit Charge	None*

This is the maximum that might be taken out of your money before it is invested or before proceeds of your investments are paid out.

Charges taken from the Fund over each year	
Ongoing Charges	0.20%**
Charges taken from the Fund under certain conditions	
Performance Fee	None

## Past Performance

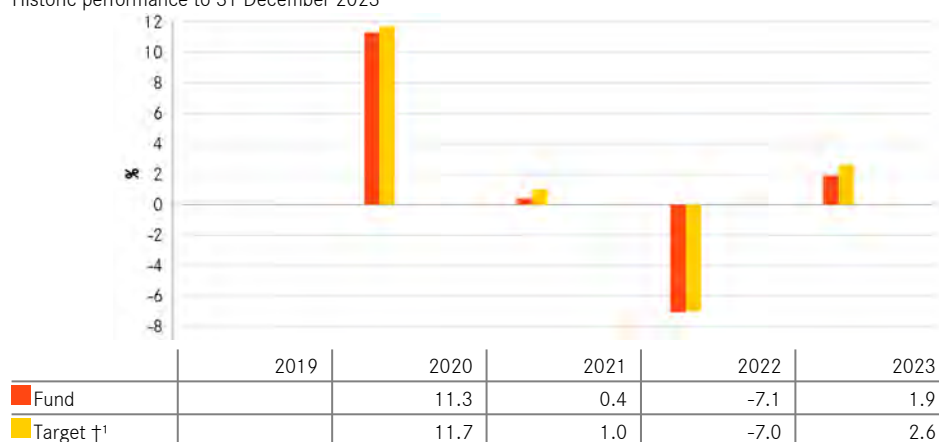
Past performance is not a guide to future performance.

The chart shows the Fund's annual performance in GBP for each full calendar year over the period displayed in the chart. It is expressed as a percentage change of the Fund's net asset value at each year-end. The Fund was launched in 2009. The unit class was launched in 2019.

Performance is shown after deduction of ongoing charges. Any entry/exit charges are excluded from the calculation.

†1 FTSE Emerging Index (GBP)

Historic performance to 31 December 2023



## Practical Information

- ▶ The trustee and depositary of the Fund is The Bank of New York Mellon (International) Limited, which also acts as custodian.
- ▶ Further information about the Fund can be obtained from the latest annual report and half-yearly reports of the BlackRock Collective Investment Funds (BCIF). These documents are available free of charge in English. These can be found, along with other information, such as unit prices, on the BlackRock website at [www.blackrock.com](http://www.blackrock.com), on the iShares website at [www.ishares.com](http://www.ishares.com) or by calling Investor Services on 0800 44 55 22.
- ▶ Investors should note that the tax legislation that applies to the Fund may have an impact on the personal tax position of your investment in the Fund.
- ▶ The Fund is a sub-fund of BCIF, an umbrella structure comprising different sub-funds. This document is specific to the Fund and unit class stated at the beginning of this document. However, the prospectus, annual and half-yearly reports are prepared for the umbrella.
- ▶ BlackRock Fund Managers Limited may be held liable solely on the basis of any statement contained in this document that is misleading, inaccurate or inconsistent with the relevant parts of the Fund's prospectus.
- ▶ The assets of the Fund are held on trust for its unitholders under English trust law which means that its assets cannot be used to discharge the liabilities of other sub-funds within BCIF. In addition, the Fund's assets are held separately from the assets of other sub-funds.
- ▶ Investors may switch their units in the Fund for units in another sub-fund within BCIF, subject to meeting certain conditions as set out in the prospectus.
- ▶ The Remuneration Policy of the Management Company, which describes how remuneration and benefits are determined and awarded, and the associated governance arrangements, is available at [www.blackrock.com/Remunerationpolicy](http://www.blackrock.com/Remunerationpolicy) or on request from the registered office of the Management Company.

## Key Investor Information

This document provides you with key investor information about this Fund. It is not marketing material. The information is required by law to help you understand the nature and the risks of investing in this Fund. You are advised to read it so you can make an informed decision about whether to invest.

## Veritas Asian Fund (the Fund) – Class A Acc GBP

The Fund is a sub-fund of Veritas Funds plc  
Management Company: Waystone Management Company (IE) Limited

ISIN: IE00BGV1VN30

## Objectives and Investment Policy

The Fund is designed for long-term investors who wish to build capital over a number of years through investment in a focused portfolio of equities and equity related securities in companies located in Asia (excluding Japan). The Fund is actively managed and is not managed in reference to, or constrained by, any benchmark.

The Fund may gain exposure to the equities issued by companies whose business or the business of their parent company is located or conducted primarily in the People's Republic of China. Such exposure is gained by entering into arrangements with and acquiring notes or similar equity linked securities or instruments issued by institutions that have obtained Qualified Foreign Institutional Investor status through which the Fund can gain exposure indirectly to the China A Share market. Examples of the notes or similar equity linked securities or instruments are listed P-Notes and warrants. These will be fully financed positions and so have no leverage or finance elements. Exposure may also be gained through OTC derivatives such as swaps. The Fund may also gain exposure to certain equities listed on mainland China stock exchanges via Hong Kong through the market access programme through which foreign investors can deal in select China A Shares ("Stock Connect"). The transaction may be executed by entering into an agreement to acquire a participatory note or warrant issued by a counterparty or directly via the Special Segregated Account Model.

The Fund may invest in listed Indian P-Notes. Such exposure is gained by entering into arrangements with and acquiring notes or similar equity linked securities or instruments issued by institutions that have obtained Foreign Institutional Investor status through which the Fund can gain exposure indirectly to the Indian securities market. These will be fully financed positions and so have no leverage or finance elements. The Fund may also pursuant to a Foreign Portfolio Investor license under the Indian FPI regulations, invest directly in Indian securities issued by Indian issuers.

Investments in the Fund may include financial derivative instruments. Such instruments may be used to obtain, increase or reduce exposure to underlying assets and may create leverage; therefore their use may result in greater fluctuations of the Net Asset Value of the Fund. The Investment Manager will ensure that the use of derivatives does not materially alter the risk profile of the Fund.

You can buy, sell and switch shares of the Fund on demand on any Business Day as defined in the "Definitions" section of the Fund's Prospectus.

The base currency of the Fund is USD.

This share class does not intend to pay dividends. Any income which may result from the Fund's investments, will be reinvested into the Fund.

## Risk and Reward Profile



The Risk and Reward Indicator table shows where this share class ranks in terms of its potential risk and return. The higher the rank, the greater the potential reward but the greater the risk of losing money. It is based upon studies of how such investments have performed in the past and you should note that this share class may well perform differently in the future. The shaded area in the table above shows the share class's ranking on the Risk and Reward Indicator. The lowest category does not mean that a share class is risk free. The table uses a standard calculation method that is used by all EU companies who offer such funds to allow you to compare funds.

Historical data may not be a reliable indication for the future. The rating is not guaranteed to remain the same and the risk/reward category may change over time.

This share class is in a higher risk category because it invests primarily in shares. Shares may offer high long-term growth potential, but the prices of shares fluctuate and often go down as well as up. The Fund invests in Emerging Market equities which have historically experienced more price volatility than developed markets. In addition, the Fund has a currency risk given that it invests in shares which are priced in different currencies.

The Fund may also be exposed to counterparty risk which could lead to financial loss if a counterparty is unable to meet its contractual obligations. The Fund is also exposed to liquidity risk where there could be insufficient buyers or sellers to trade the underlying holdings.

Recommendation: The Fund is suitable for investors with a long-term time horizon - typically five years.

A more detailed description of risk factors that apply to this Fund is set out in the "Risk Warnings" section of the Supplement.

## Charges for this fund

### One off charges taken before or after you invest

Entry charge	None
Exit charge	None

This is the maximum that might be taken out of your money before it is invested or before the proceeds of your investment are paid out.

The charges you pay are used to pay the costs of running the Fund, including the costs of marketing and distributing it. These charges reduce the potential growth of your investment.

The ongoing charges are based on expenses for the year ending 31.12.2023. This figure may vary from year to year and is based on total expenses for the Fund which are higher than the standard management charge. It excludes portfolio transaction costs and any performance fees.

For more information about charges, please see the "Charges and Expenses" section of the Prospectus and the "Fees" section of the Supplement of the Fund, which is available at [www.vamllp.com](http://www.vamllp.com).

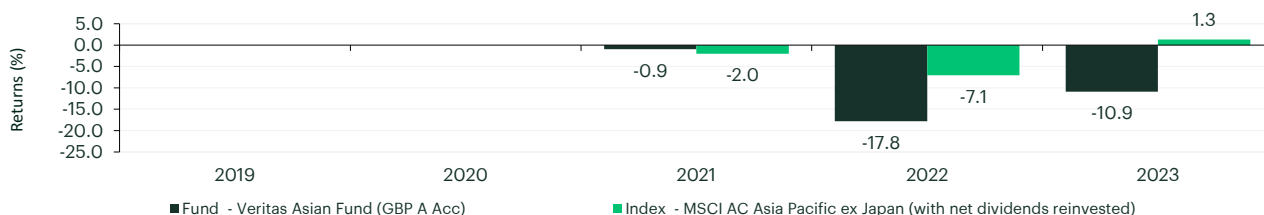
### Charges taken from the Fund over a year

Ongoing charges	1.04%
-----------------	-------

### Charges taken from the Fund under specific conditions

Performance fee	None
-----------------	------

## Past performance



The Fund was launched on 18.10.2004. The share class was funded on 03.11.2020. Past performance includes reinvested income. Past performance is calculated in GBP after all ongoing charges. Past performance is not a guide to future performance. Performance is measured against the MSCI AC Asia-Pacific ex Japan Index as an indication of market performance for comparison purposes only.

## Practical Information

### Depositary

Brown Brothers Harriman Trustee Services (Ireland) Limited

### Management Company

Waystone Management Company (IE) Limited (the "Manager") is authorised and regulated by the Central Bank of Ireland

### Further Information

Veritas Funds plc (the "Company") is authorised in Ireland and regulated by the Central Bank of Ireland. The Company is recognised by the UK Financial Conduct Authority and the sub-funds are registered for sale in the UK. The Company is an umbrella type open-ended investment company with segregated liability between sub-funds. More share classes are available for this Fund and you can find further information on [www.vamllp.com](http://www.vamllp.com). It is possible to exchange your shares in the Fund for shares in other sub-funds of the Company, details of which can be found in the Prospectus.

The Fund's annual accounts are prepared for the Company as a whole.

The Prospectus, latest annual report and semi-annual reports are available free of charge in English at [www.vamllp.com](http://www.vamllp.com). Details of latest share prices of the Fund can be found on [www.vamllp.com](http://www.vamllp.com).

Details of the up-to-date remuneration policy of the Manager (including a description of how remuneration and benefits are calculated and the identity of the person responsible for rewarding these) are available on [www.waystone.com](http://www.waystone.com). A paper copy will be made available upon request and free of charge by the Manager.

The tax legislation in Ireland may have an impact on your personal tax position. For further details you should consult a tax adviser.

The Manager may be held liable solely on the basis of any statement contained in this document that is misleading, inaccurate or inconsistent with the relevant parts of the Prospectus for the Fund.

This Key Investor Information is accurate as at 14.02.2024